



Official title sponsor

FORMULA 1 GRAN PREMIO HEINEKEN D'ITALIA

MONZA
31 AUGUST - 2 SEPTEMBER



2018



Formula 1
Gran Premio Heineken
d'Italia 2018
Monza 31 August - 02 September

Official Formula 1® Media Kit

FORMULA 1 GRAN PREMIO HEINEKEN D'ITALIA 2018

Monza Autodrome
31 August - 2 September

Media Kit



CONTENTS

General Information

Timetable	3
-----------------	---

Monza Information

Officials of the meeting	7
Media Staff	8
Media Services Opening Hours	9
Photographers' Area	10
Itinerary for Press Parking and Media Centre	11
Red Zones Map	12
F1 Team Garage Allocation	13
Media Centre Press Conferences	14

FIA Formula 1 World Championship

2018 Formula 1 Races	15
2018 FIA F1 World Championship Standings	16
F1 World Champions since 1950	17
2018 Race Results	19
2018 FIA F1 Italian Grand Prix - Entry List.....	32
2018 FIA F1 World Championship Teams and Drivers	33



CONTENTS

Italian Grand Prix

Monza F1 Track Characteristics	44
Italian Grand Prix: Win, Pole & Fastest Lap 1921 - 2015	45
The Podium of the Italian Grand Prix 1921 - 2015	50
Drivers' Presences at the Italian Grand Prix	55
Teams' Presences at the Italian Grand Prix	56
F1 Italian Grand Prix Race Records	57
2017 FIA F1 Italian Grand Prix Starting Grid.....	58
2017 FIA F1 Italian Grand Prix Race Classification.....	59
Attendance from 2005	60

Useful Numbers

Useful Numbers	61
----------------------	----

The Autodromo Nazionale of Monza

The Autodrome Installations	62
Autodromo Nazionale Monza History	63



TIMETABLE

THURSDAY, August 30th

11:00	11:30	PROMOTER ACTIVITY	PRESS CONF. ROOM	SECURITY BRIEFING
11:00	17:00	FIA	FIA GARAGE	INITIAL SCRUTINEERING
12:00	13:00	FORMULA 1	TRACK/PIT LANE	F1 TRUCK TOUR/PITANE WALK (AWS/MIT)
13:00	14:00	FORMULA 1	PRESS CONF. ROOM	TEAM MANAGER'S MEETING
13:00	15:00	FIA	TRACK	TRACK CLOSED FIA/F1 SYSTEMS CHECKS
13:45	14:00	FIA	TRACK	TRACK INSPECTION, TRACK COMPLETELY CLEAR
14:00	15:00	FIA	TRACK	HIGH SPEED TRACK TEST - FIA SAFETY AND MEDICAL CARS
15:00	16:00	FORMULA 1	PRESS CONF. ROOM	PRESS CONFERENCE
15:15	15:45	FORMULA 1	TRACK	FORMULA 1 PIRELLI HOT LAPS
16:00	18:00	PROMOTER ACTIVITY	PIT LANE	PUBLIC PIT LANE WALK FOR 3 DAY TICKET HOLDERS ONLY
16:00	18:00	PROMOTER ACTIVITY	PIT LANE	AUTOGRAPH SESSION
16:30	17:00	FIA FORMULA 2	PRESS CONF. ROOM	TEAM MANAGERS' & DRIVERS' MEETING
17:00	17:30	GP3 SERIES	PRESS CONF. ROOM	TEAM MANAGERS' & DRIVERS' MEETING
18:00	19:00	FORMULA 1	PIT LANE / TRACK	FAN FORUM
18:00	19:30	FORMULA 1	PIT LANE / TRACK	F1 EXPERIENCE - PIT LANE WALK & TRACK TOUR (F1 EXPERIENCE GUESTS ONLY)



TIMETABLE

FRIDAY, August 31st

08:50	09:00	FIA	TRACK	MEDICAL INSPECTION
09:00	09:15	FIA	TRACK	TRACK INSPECTION AND SAFETY CAR TEST
09:30	10:15 ¹	GP3 SERIES	TRACK	PRACTICE SESSION
10:30	10:40	FIA	TRACK	TRACK INSPECTION
11:00	12:30¹	FORMULA 1	TRACK	FIRST PRACTICE SESSION
12:55	13:40 ¹	FIA FORMULA 2	TRACK	PRACTICE SESSION
13:00	14:00	FORMULA 1	PRESS CONF. ROOM	PRESS CONFERENCE
13:50	14:20	FORMULA 1	TRACK	FORMULA 1 PIRELLI HOT LAPS
13:50	14:40	Paddock CLUB	PIT LANE	Paddock CLUB PIT LANE WALK
14:00	14:30	PORSCHE MOBIL 1 SUPERCUP	PRESS CONF. ROOM	DRIVERS' MEETING
14:30	14:40	FIA	TRACK	TRACK INSPECTION
15:00	16:30¹	FORMULA 1	TRACK	SECOND PRACTICE SESSION
16:55	17:25	FIA FORMULA 2	TRACK	QUALIFYING SESSION
17:45	17:55 ¹	GP3 SERIES	TRACK	PRACTICE SESSION
18:00	18:30	GP3 SERIES	TRACK	QUALIFYING SESSION
18:00	19:00	FORMULA 1	PRESS CONF. ROOM	DRIVERS' MEETING
18:45	19:30	PORSCHE MOBIL1 SUPERCUP	TRACK	PRACTICE SESSION
19:00	19:30	FIA FORMULA 2	PRESS CONF. ROOM	PRESS CONFERENCE
19:30	20:00	Paddock CLUB	TRACK	Paddock CLUB TRUCK TOUR
19:30	20:00	FORMULA 1	TRACK	F! EXPERIENCE ELITE SUPERCARS PARADE LAP (BEHIND TRUCK TOUR)

* These times refer to the start of the formation lap ¹ Fixed End Session ² Approximate Finishing time



TIMETABLE

SATURDAY, September 1st

08:45	09:15	PADDOCK CLUB	TRACK	PADDOCK CLUB TRUCK TOUR
09:00	09:45	PADDOCK CLUB	PIT LANE	PADDOCK CLUB PIT LANE WALK
09:10	09:40	FORMULA 1	PIT LANE	TEAM PIT STOP PRACTICE
09:25	09:35	FIA	TRACK	MEDICAL INSPECTION
09:35	09:50	FIA	TRACK	TRACK INSPECTION AND SAFETY CAR TEST
10:15	10:20	GP3 SERIES	PIT LANE	PIT LANE OPEN
10:30*	11:15²	GP3 SERIES	TRACK	FIRST RACE (22 LAPS OR 40 MINS)
11:30	11:40	FIA	TRACK	TRACK INSPECTION
12:00	13:00¹	FORMULA 1	TRACK	THIRD PRACTICE SESSION
13:25	13:55	PORSCHE MOBIL 1 SUPERCUP	TRACK	QUALIFYING SESSION
14:00	14:20	FORMULA 1	TRACK	FORMULA 1 PIRELLI HOT LAPS
14:00	14:45	PADDOCK CLUB	PIT LANE	PADDOCK CLUB PIT LANE WALK
14:30	14:40	FIA	TRACK	TRACK INSPECTION
15:00	16:00	FORMULA 1	TRACK	QUALIFYING SESSION
16:00	17:00	FORMULA 1	PRESS CONF. ROOM	PRESS CONFERENCE
16:30	16:35	FIA FORMULA 2	PIT LANE	PIT LANE OPEN
16:45*	17:50²	FIA FORMULA 2	TRACK	FIRST RACE (30 LAPS OR 60 MINS)
18:00	18:30	PADDOCK CLUB	TRACK	PADDOCK CLUB TRUCK TOUR
18:05	18:35	FIA FORMULA 2	PRESS CONF. ROOM	PRESS CONFERENCE
18:15	19:00	PROMOTER ACTIVITY	PIT LANE	MARSHAL PIT LANE WALK
18:30	19:00	FORMULA 1	TRACK	F1 TRUCK TOUR (AWS)

* These times refer to the start of the formation lap ¹ Fixed End Session ² Approximate Finishing time



TIMETABLE

SUNDAY, September 2nd

08:35	08:45	FIA	TRACK	MEDICAL INSPECTION
08:45	09:00	FIA	TRACK	TRACK INSPECTION AND TRACK TEST
09:25	09:30	GP3 SERIES	PIT LANE	PIT LANE OPEN
09:40*	10:15²	GP3 SERIES	TRACK	SECOND RACE (17 LAPS OR 30 MINS)
10:40	10:45	FIA FORMULA 2	PIT LANE	PIT LANE OPEN
10:55*	11:45²	FIA FORMULA 2	TRACK	SECOND RACE (21 LAPS OR 45 MINS)
12:00	12:30	FIA FORMULA 2	PRESS CONF. ROOM	PRESS CONFERENCE
12:10*	12:45²	PORSCHE MOBIL 1 SUPERCUP	TRACK	RACE (14 LAPS OR 30 MINS)
12:50	13:10	FORMULA 1	TRACK	FORMULA 1 PIRELLI HOT LAPS
12:50	13:10	FORMULA 1	PIT LANE	F1 PIT LANE WALK (AWS)
13:10	14:10	PADDOCK CLUB	PIT LANE	PADDOCK CLUB PIT LANE WALK
13:20	13:50	PADDOCK CLUB	TRACK	PADDOCK CLUB TRUCK TOUR
13:30	14:00	FORMULA 1	TRACK	DRIVERS' TRACK PARADE
14:00	14:15	FORMULA 1	TRACK	STARTING GRID PRESENTATION
14:00	14:10	FIA	TRACK	MEDICAL INSPECTION
14:10	14:20	FIA	TRACK	TRACK INSPECTION
14:30	14:40	FORMULA 1	PIT LANE	PIT LANE OPEN
14:54	14:56	FORMULA 1	TRACK	NATIONAL ANTHEM
14:57	14:59	PROMOTER ACTIVITY	AIR DISPLAY	FRECCE TRICOLORE
15:10*	17:10²	FORMULA 1	TRACK	GRAND PRIX (53 LAPS OR 120 MINS)

* These times refer to the start of the formation lap ¹ Fixed End Session ² Approximate Finishing time



OFFICIALS OF THE MEETING

Charlie Whiting

Race Director, Safety Delegate and Permanent Starter

Fabrizio Fondacci

Clerk of the Course

Tim Mayer, Gerd Ennser, Danny Sullivan

F1 Stewards

Paolo Longoni

National Steward

Dr. Alain Chantegret

FIA Medical Delegate

Claudio Pusineri

Circuit Medical Responsible

Jo Bauer

FIA Technical Delegates

Bernd Mayländer

FIA F1 Safety Car Driver

Alan Van der Merwe

FIA F1 Medical Car Driver

Matteo Bonciani

FIA F1 Head of Communications & Media Delegate

Pierre Guyonnet-Duperat

FIA F1 Deputy Media Delegate

Paolo Redaelli

National Press Officer



Formula 1
Gran Premio Heineken
d'Italia 2018
Monza 31 August - 02 September

Official Formula 1® Media Kit

MEDIA STAFF

FIA F1 Head of Communications & Media Delegate

Matteo Bonciani

FIA F1 Deputy Media Delegate

Pierre Guyonnet-Duperat

National Press Officer

Paolo Redaelli

MEDIA CENTRE

Tel. +39 039 2482400 - Fax +39 039 2482401

Coordinator

Mariella Grimoldi

Press Office, Social & Web

Davide Casati

FIA F1 Head of Communications & Media Delegate's Assistants

Alessandra Filippi

Barbara Lazzati

FIA F1 Communications Officer's Assistant - Multilingual Translator

Simonetta Santoro

National Press Officer Assistant

Paolo Moroni

Press Office

Luca Brida (coordinator)

Filippo Facco

Reception Desk

Eleonora Brianzoli, Simone Colzani, Giulia Gori, Laura Mapelli, Valentina Pillai

Runners

Marco Brida (Coordinator), Daniele Fratus (Coordinator), Ruben Ruggiero, Gigi Vitelli

Photographers' Area

Teodoro Fiumara (Coordinator), Stefano Aroldi, Pasquale Errico

MEDIA ACCREDITATION CENTRE

Tel. +39 039 490251

Filippo Redaelli (Coordinator), Maria Stella Baldelli, Monica Bergamasco, Fabiano Scarani



MEDIA SERVICES OPENING HOURS

MEDIA ACCREDITATION CENTRE

Tel. +39 039 490251

(GPS: Latitude - Longitude: 45.616127 9.258978 - Lat: N 45° 36' 58" - Long: E 9° 15' 32")

Opening Hours

Thursday	August	30th	08.00 - 18.00 hrs
Friday	August	31st	08.00 - 16.00 hrs
Saturday	September	1st	08.00 - 12.00 hrs
Sunday	September	2nd	08.00 - 11.00 hrs for National Press only

Passes must be collected directly by the accredited representative

MEDIA CENTRE

Tel. +39 039 2482400 - Fax. +39 039 2482401

Opening Hours

Thursday	August	30th	09.00 – 22.00 hrs
Friday	August	31st	07.00 – 23.00 hrs
Saturday	September	1st	07.00 – 23.00 hrs
Sunday	September	2nd	07.00 – <i>Until the last journalist leaves</i>

Media Centre Facilities

- 420 seats - Each seat is connected with a private telephone line
- Internet Connections Service: two passwords are free
- Catering Service is available for the accredited journalists
- 3 copiers
- 6 computers with Internet connection free of charge and color printers



PHOTOGRAPHERS' AREA

An equipped area for photographers is situated in the Media Centre. This area offers 120 seats with possibility of installing private telephones and many lockers.

The photographers, moreover, can make advantage of a free camera service. The opening hours of the Photographers' Area are those of the Media Centre.

PHOTOGRAPHER'S CIRCUIT SHUTTLES

A minibus service linking the various corners around the circuit is at disposal of the photographers. This service is available before and after each practice and pre qualifying session, as well as before the race.

The shuttle departs from the track, after the starting line, according following hours:

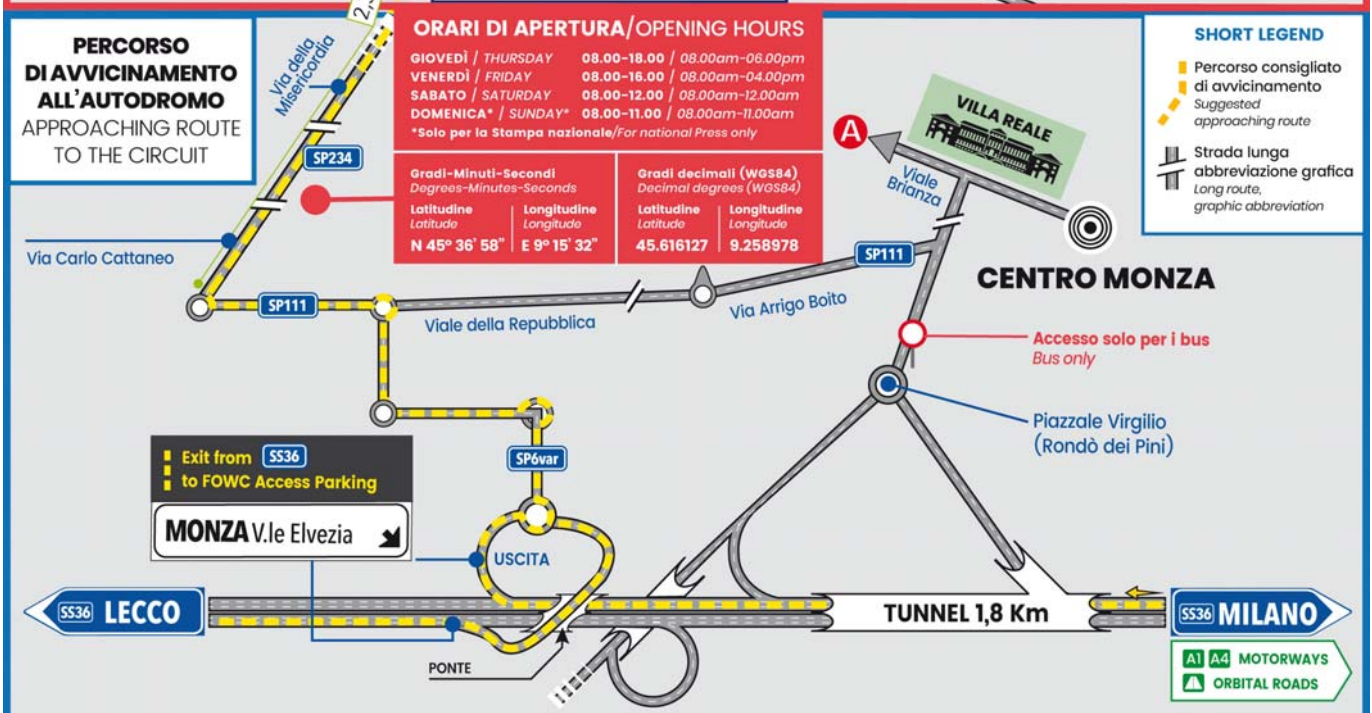
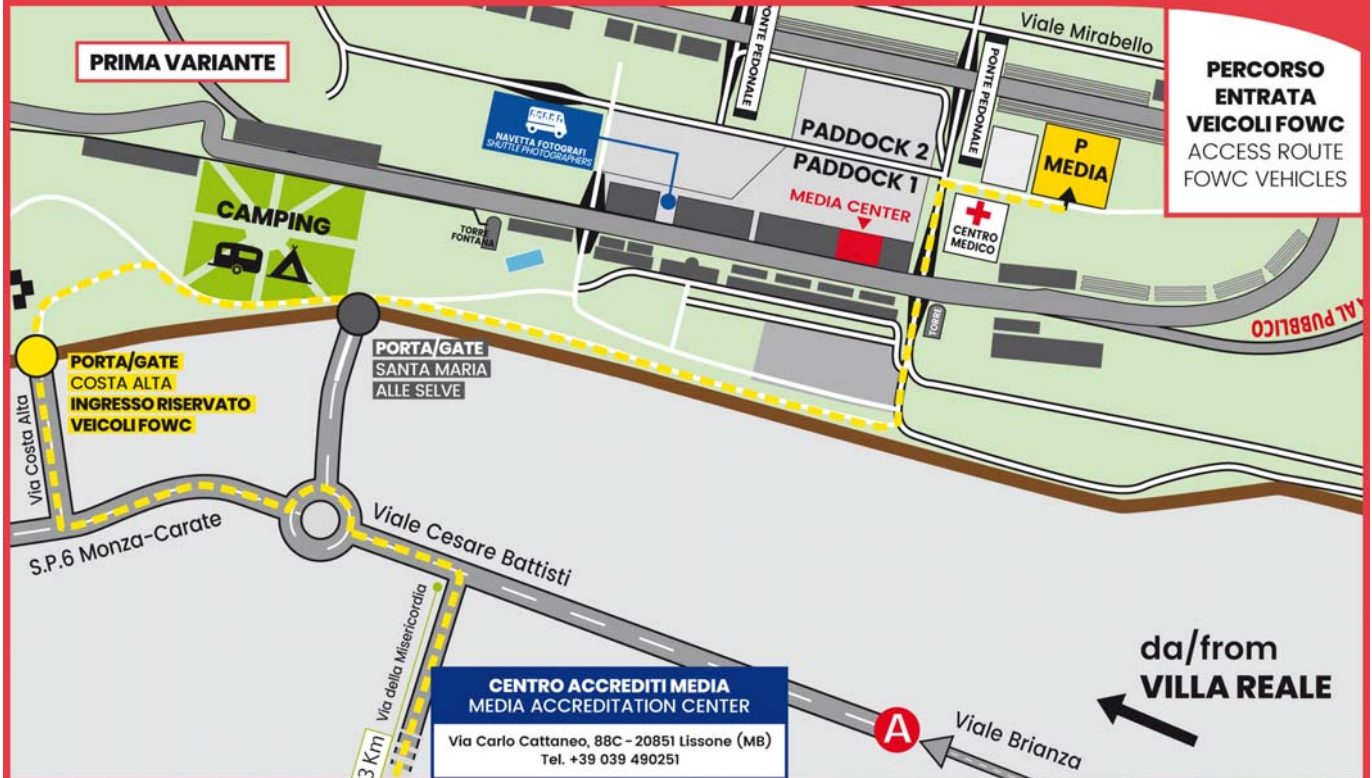
- PRACTICE SESSIONS** - First departure 60 minutes before the start of the session;
- QUALIFYING SESSIONS:** - Last departure 40 minutes before the start of the session;
- Pick-up 5/10 minutes after the chequered flag (make several trips over at least half an hour).
- RACE:** - First departure 90 minutes before the starting time of the race;
- Last departure 75 minutes before the start of the race;
- No pick-up.

Use of shuttle service and access to the track is allowed only for permanent or "race by race" tabards holders.



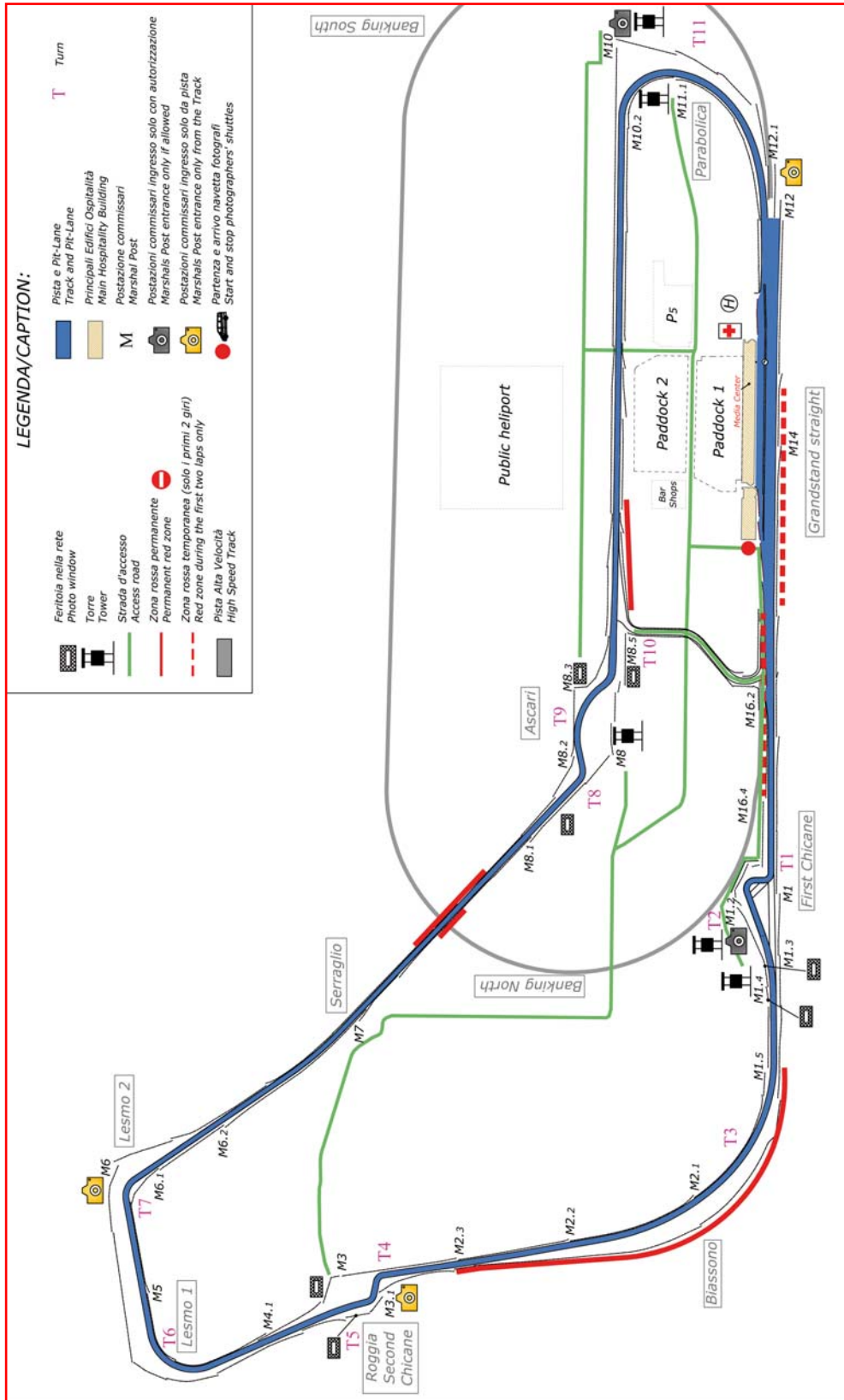
ITINERARY FOR ACCREDITATION CENTRE

PERCORSO PER IL CENTRO ACCREDITI MEDIA
 ITINERARY FOR MEDIA ACCREDITATION CENTRE



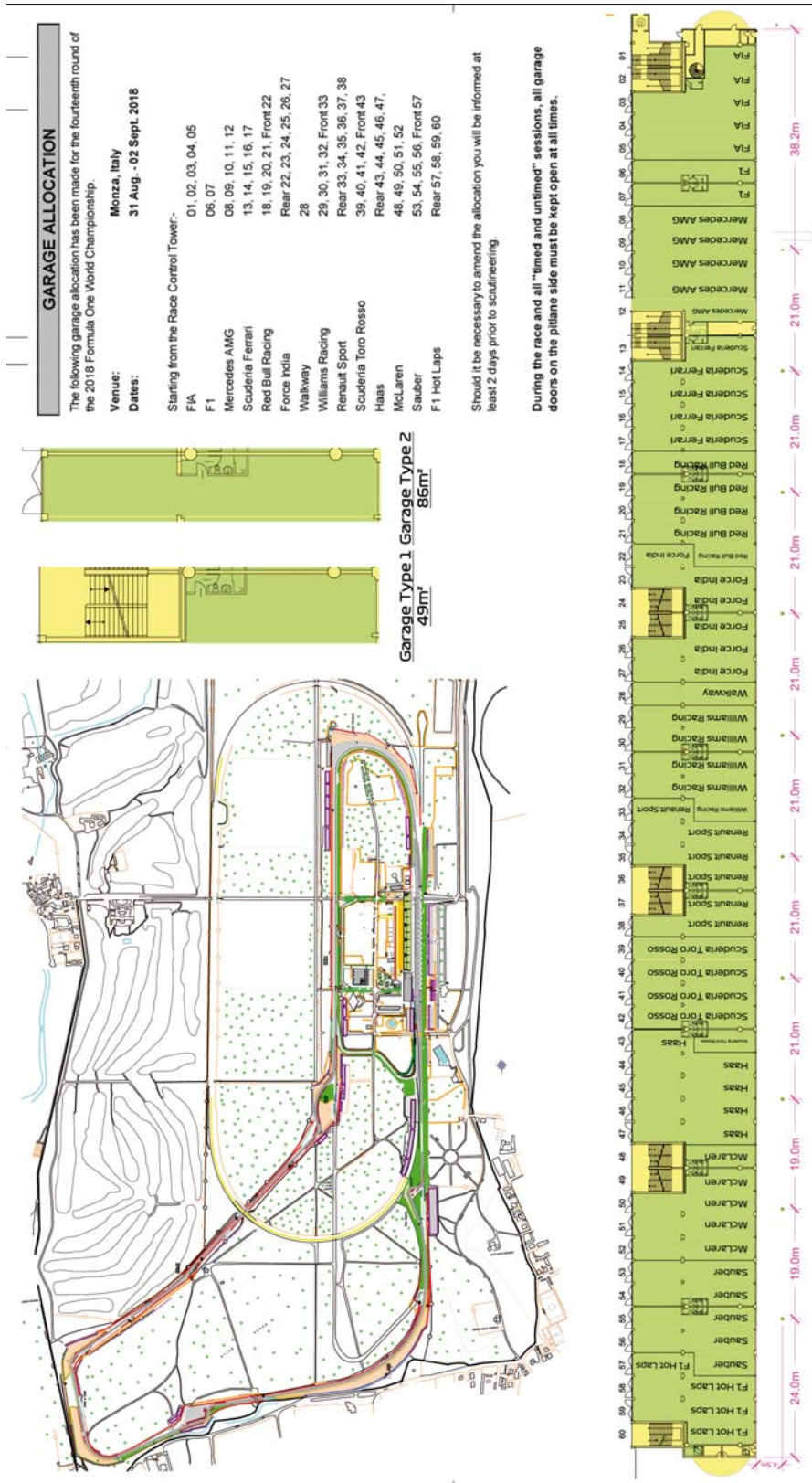


RED ZONES MAP





F1 TEAM GARAGE ALLOCATION





MEDIA CENTRE PRESS CONFERENCES

Thursday August 30th - 15.00 hrs

Press Conference for a maximum of six drivers chosen by the FIA F1 Head of Communications.

Friday August 31st - 13.00 hrs

Press Conference for a maximum of six team personalities, chosen by the FIA F1 Head of Communications.

Saturday September 1st - Post-Qualifying Press Conference

Press Conference with top three drivers of the qualifying session.

Sunday September 2nd - Post-Race Press Conference

After parc ferme interviews, Press Conference with top three finishing drivers.

We remind that during Press Conferences neither TV crew nor any personnel holding moving pictures TV cameras are allowed in the Media Centre unless specifically authorized by the FIA Press Delegate.



2018 FIA F1 WORLD CHAMPIONSHIP

FORMULA 1 RACES

Date	Country	Location	Winner
25.03	Australia	Melbourne	Sebastian Vettel
08.04	Bahrain	Bahrain	Sebastian Vettel
15.04	China	Sanghai	Daniel Ricciardo
29.04	Azerbaijan	Baku	Lewis Hamilton
13.05	Spain	Barcelona	Lewis Hamilton
27.05	Monaco	Monte Carlo	Daniel Ricciardo
10.06	Canada	Montreal	Sebastian Vettel
24.06	France	Paul Ricard	Lewis Hamilton
01.07	Austria	Red Bull Ring	Max Verstappen
08.07	Great Britain	Silverstone	Sebastian Vettel
22.07	Germany	Hockenheim	Lewis Hamilton
29.07	Hungary	Hungaroring	Lewis Hamilton
26.08	Belgium	Spa-Francorchamps	Sebastian Vettel
02.09	Italy	Monza	
16.09	Singapore	Marina Bay	
30.09	Russia	Sochi	
07.10	Japan	Suzuka	
21.10	USA	Americas	
28.10	Mexico	Mexico City	
11.11	Brazil	Interlagos	
25.11	Abu Dhabi	Yas Marina	



2018 FIA F1 WORLD CHAMPIONSHIP

DRIVERS' STANDINGS

Drivers	Aus	Bhr	Chn	Aze	Esp	Mco	Can	Fra	Aut	Gbr	Deu	Hun	Bel	Tot
1. Lewis Hamilton	18	15	12	25	25	15	10	25	0	18	25	25	18	231
2. Sebastian Vettel	25	25	4	12	12	18	25	10	15	25	0	18	25	214
3. Kimi Räikkönen	15	0	15	18	0	12	8	15	18	15	15	15	0	146
4. Valtteri Bottas	4	18	18	0	18	10	18	6	0	12	18	10	12	144
5. Max Verstappen	8	0	10	0	15	2	15	18	25	0	12	0	15	120
6. Daniel Ricciardo	12	0	25	0	10	25	12	12	0	10	0	12	0	118
7. Nico Hülkenberg	6	8	8	0	0	4	6	2	0	8	10	0	0	52
8. Kevin Magnussen	0	10	1	0	8	0	0	8	10	2	0	6	4	49
9. Fernando Alonso	10	6	6	6	7	0	0	0	4	4	0	4	0	44
10. Sergio Pérez	0	0	0	15	2	0	0	0	6	1	6	0	10	40
11. Esteban Ocon	0	1	0	0	0	8	2	0	8	6	4	0	8	37
12. Carlos Sainz	1	0	2	10	6	1	4	4	0	0	0	2	0	30
13. Pierre Gasly	0	12	0	0	0	6	0	0	0	0	0	8	2	28
14. Romain Grosjean	0	0	0	0	0	0	0	0	12	0	8	1	6	27
15. Charles Leclerc	0	0	0	8	1	0	1	1	2	0	0	0	0	13
16. Stoffel Vandoorne	2	4	0	2	0	0	0	0	0	0	0	0	0	8
17. Marcus Ericsson	0	2	0	0	0	0	0	0	1	0	2	0	1	6
18. Lance Stroll	0	0	0	4	0	0	0	0	0	0	0	0	0	4
19. Brendon Hartley	0	0	0	1	0	0	0	0	0	0	1	0	0	2
20. Sergey Sirotkin	0	0	0	0	0	0	0	0	0	0	0	0	0	0

CONSTRUCTOR'S STANDINGS

Team	Aus	Bhr	Chn	Aze	Esp	Mco	Can	Fra	Aut	Gbr	Deu	Hun	Bel	Tot
1. Mercedes AMG Petronas	22	33	30	25	43	25	28	31	0	30	43	35	30	375
2. Scuderia Ferrari	40	25	19	30	12	30	33	25	33	40	15	33	25	360
3. AM Red Bull Racing	20	0	35	0	25	27	27	30	25	10	12	12	15	238
4. Renault Sport	7	8	10	10	6	5	10	6	0	8	10	2	0	82
5. Haas F1 Team	0	10	1	0	8	0	0	8	22	2	8	7	10	76
6. McLaren F1 Team	12	10	6	8	4	0	0	0	4	4	0	4	0	52
7. Scuderia Toro Rosso	0	12	0	1	0	6	0	0	0	0	1	8	2	30
8. AR Sauber F1 Team	0	2	0	8	1	0	1	1	3	0	2	0	1	19
9. Racing Point Force India *	-	-	-	-	-	-	-	-	-	-	-	-	18	18
10. Williams Martini Racing	0	0	0	4	0	0	0	0	0	0	0	0	0	4
11. Sahara Force India *	0	0	0	0	0	0	0	0	0	0	0	0	-	0

* Racing Point Force India is a completely new entity, starting with no points, with the former Force India entry excluded from the 2018 constructors' championship due to its inability to complete the season. However, race drivers Perez and Ocon will keep their points in the drivers' standings.



F1 WORLD CHAMPIONS SINCE 1950

YEAR	DRIVER	MAKE	PTS	WINS	POLES	FASTEST LAPS
2017	Lewis HAMILTON	Mercedes	363	9	11	6
2016	Nico ROSBERG	Mercedes	385	9	8	6
2015	Lewis HAMILTON	Mercedes	381	10	11	8
2014	Lewis HAMILTON	Mercedes	384	11	7	7
2013	Sebastian VETTEL	Red Bull	397	13	9	7
2012	Sebastian VETTEL	Red Bull	281	5	6	6
2011	Sebastian VETTEL	Red Bull	392	11	15	3
2010	Sebastian VETTEL	Red Bull	256	5	10	3
2009	Jenson BUTTON	Brawn GP	95	6	4	2
2008	Lewis HAMILTON	McLaren	98	5	7	1
2007	Kimi RÄIKKÖNEN	Ferrari	110	6	3	6
2006	Fernando ALONSO	Renault	134	7	6	4
2005	Fernando ALONSO	Renault	133	7	6	2
2004	Michael SCHUMACHER	Ferrari	148	13	8	10
2003	Michael SCHUMACHER	Ferrari	93	6	5	5
2002	Michael SCHUMACHER	Ferrari	144	11	7	7
2001	Michael SCHUMACHER	Ferrari	123	9	11	2
2000	Michael SCHUMACHER	Ferrari	108	9	9	2
1999	Mika HAKKINEN	McLaren	76	5	11	6
1998	Mika HAKKINEN	McLaren	100	8	9	6
1997	Jacques VILLENEUVE	Williams	81	7	10	3
1996	Damon HILL	Williams	97	8	9	5
1995	Michael SCHUMACHER	Benetton	102	9	4	8
1994	Michael SCHUMACHER	Benetton	92	8	6	9
1993	Alain PROST	Williams	99	7	13	6
1992	Nigel MANSELL	Williams	108	9	14	8
1991	Ayrton SENNA	McLaren	96	7	8	2
1990	Ayrton SENNA	McLaren	78	6	10	2
1989	Alain PROST	McLaren	81	4	2	5
1988	Ayrton SENNA	McLaren	94	8	13	3
1987	Nelson PIQUET	Williams	76	3	4	4
1986	Alain PROST	McLaren	74	4	1	2
1985	Alain PROST	McLaren	76	5	2	5
1984	Niki LAUDA	McLaren	72	5	-	5
1983	Nelson PIQUET	Brabham	59	3	1	4



F1 WORLD CHAMPIONS SINCE 1950

YEAR	DRIVER	MAKE	PTS	WINS	POLES	FASTEST LAPS
1982	Keke ROSBERG	Williams	44	1	1	-
1981	Nelson PIQUET	Brabham	50	3	4	1
1980	Alan JONES	Williams	71	5	3	5
1979	Jody SCHECKTER	Ferrari	60	3	1	1
1978	Mario ANDRETTI	Lotus	64	6	8	3
1977	Niki LAUDA	Ferrari	72	3	2	3
1976	James HUNT	McLaren	69	6	8	2
1975	Niki LAUDA	Ferrari	64.5	5	9	2
1974	Emerson FITTIPALDI	McLaren	55	3	2	-
1973	Jackie STEWART	Tyrrell	71	5	3	1
1972	Emerson FITTIPALDI	Lotus	61	5	3	1
1971	Jackie STEWART	Tyrrell	62	6	6	3
1970	Jochen RINDT	Lotus	45	5	3	1
1969	Jackie STEWART	Matra	63	6	2	5
1968	Graham HILL	Lotus	48	3	2	-
1967	Denis HULME	Brabham	51	2	-	2
1966	Jack BRABHAM	Brabham	45	4	3	1
1965	Jim CLARK	Lotus	54	6	6	6
1964	John SURTEES	Ferrari	40	2	2	2
1963	Jim CLARK	Lotus	73	7	7	6
1962	Graham HILL	BRM	52	4	1	3
1961	Phil HILL	Ferrari	38	2	5	2
1960	Jack BRABHAM	Cooper	43	5	3	3
1959	Jack BRABHAM	Cooper	34	2	1	1
1958	Mike HAWTHORN	Ferrari	49	1	4	5
1957	Juan-Manuel FANGIO	Maserati	46	4	4	2
1956	Juan-Manuel FANGIO	Lancia / Ferrari	33	3	5	3
1955	Juan-Manuel FANGIO	Mercedes	41	4	3	3
1954	Juan-Manuel FANGIO	Mercedes / Maserati	57	6	5	3
1953	Alberto ASCARI	Ferrari	46.5	5	6	4
1952	Alberto ASCARI	Ferrari	52.5	6	5	5
1951	Juan-Manuel FANGIO	Alfa Romeo	37	3	4	5
1950	Giuseppe FARINA	Alfa Romeo	30	3	2	3



2018 RACE RESULTS

AUSTRALIAN GRAND PRIX

March 25th

Pos	No.	Driver	F1 Team	Laps	Time/Retired	Points
1	5	Sebastian Vettel	Ferrari	58	1:29:33.283	25
2	44	Lewis Hamilton	Mercedes	58	+5.036s	18
3	7	Kimi Räikkönen	Ferrari	58	+6.309s	15
4	3	Daniel Ricciardo	Red Bull Racing Tag Heuer	58	+7.069s	12
5	14	Fernando Alonso	McLaren Renault	58	+27.886s	10
6	33	Max Verstappen	Red Bull Racing Tag Heuer	58	+28.945s	8
7	27	Nico Hulkenberg	Renault	58	+32.671s	6
8	77	Valtteri Bottas	Mercedes	58	+34.339s	4
9	2	Stoffel Vandoorne	McLaren Renault	58	+34.921s	2
10	55	Carlos Sainz	Renault	58	+45.722s	1
11	11	Sergio Perez	Force India Mercedes	58	+46.817s	0
12	31	Esteban Ocon	Force India Mercedes	58	+60.278s	0
13	16	Charles Leclerc	Sauber Ferrari	58	+75.759s	0
14	18	Lance Stroll	Williams Mercedes	58	+78.288s	0
15	28	Brendon Hartley	Scuderia Toro Rosso Honda	57	+1 lap	0
NC	8	Romain Grosjean	Haas Ferrari	24	DNF	0
NC	20	Kevin Magnussen	Haas Ferrari	22	DNF	0
NC	10	Pierre Gasly	Scuderia Toro Rosso Honda	13	DNF	0
NC	9	Marcus Ericsson	Sauber Ferrari	5	DNF	0
NC	35	Sergey Sirotkin	Williams Mercedes	4	DNF	0
<hr/>						
Fastest lap:	Daniel Ricciardo	Red Bull Racing		1:25.945		
Pole position:	Lewis Hamilton	Mercedes		1:21.164		



2018 RACE RESULTS

BAHRAIN GRAND PRIX

April 8th

Pos	No.	Driver	F1 Team	Laps	Time/Retired	Points
1	5	Sebastian Vettel	Ferrari	57	1:32:01.940	25
2	77	Valtteri Bottas	Mercedes	57	+0.699s	18
3	44	Lewis Hamilton	Mercedes	57	+6.512s	15
4	10	Pierre Gasly	Scuderia Toro Rosso Honda	57	+62.234s	12
5	20	Kevin Magnussen	Haas Ferrari	57	+75.046s	10
6	27	Nico Hulkenberg	Renault	57	+99.024s	8
7	14	Fernando Alonso	McLaren Renault	56	+1 lap	6
8	2	Stoffel Vandoorne	McLaren Renault	56	+1 lap	4
9	9	Marcus Ericsson	Sauber Ferrari	56	+1 lap	2
10	31	Esteban Ocon	Force India Mercedes	56	+1 lap	1
11	55	Carlos Sainz	Renault	56	+1 lap	0
12	16	Charles Leclerc	Sauber Ferrari	56	+1 lap	0
13	8	Romain Grosjean	Haas Ferrari	56	+1 lap	0
14	18	Lance Stroll	Williams Mercedes	56	+1 lap	0
15	35	Sergey Sirotkin	Williams Mercedes	56	+1 lap	0
16	11	Sergio Perez	Force India Mercedes	56	+1 lap	0
17	28	Brendon Hartley	Scuderia Toro Rosso Honda	56	+1 lap	0
NC	7	Kimi Räikkönen	Ferrari	35	DNF	0
NC	33	Max Verstappen	Red Bull Racing Tag Heuer	3	DNF	0
NC	3	Daniel Ricciardo	Red Bull Racing Tag Heuer	1	DNF	0
<hr/>						
Fastest lap:		Valtteri Bottas	Mercedes	1:33.740		
Pole position:		Sebastian Vettel	Ferrari	1:27.958		



2018 RACE RESULTS

CHINESE GRAND PRIX

April 15th

Pos	No.	Driver	F1 Team	Laps	Time/Retired	Points
1	3	Daniel Ricciardo	Red Bull Racing Tag Heuer	56	1:35:36.380	25
2	77	Valtteri Bottas	Mercedes	56	+8.894s	18
3	7	Kimi Räikkönen	Ferrari	56	+9.637s	15
4	44	Lewis Hamilton	Mercedes	56	+16.985s	12
5	33	Max Verstappen	Red Bull Racing Tag Heuer	56	+20.436s	10
6	27	Nico Hulkenberg	Renault	56	+21.052s	8
7	14	Fernando Alonso	McLaren Renault	56	+30.639s	6
8	5	Sebastian Vettel	Ferrari	56	+35.286s	4
9	55	Carlos Sainz	Renault	56	+35.763s	2
10	20	Kevin Magnussen	Haas Ferrari	56	+39.594s	1
11	31	Esteban Ocon	Force India Mercedes	56	+44.050s	0
12	11	Sergio Perez	Force India Mercedes	56	+44.725s	0
13	2	Stoffel Vandoorne	McLaren Renault	56	+49.373s	0
14	18	Lance Stroll	Williams Mercedes	56	+55.490s	0
15	35	Sergey Sirotkin	Williams Mercedes	56	+58.241s	0
16	9	Marcus Ericsson	Sauber Ferrari	56	+62.604s	0
17	8	Romain Grosjean	Haas Ferrari	56	+65.296s	0
18	10	Pierre Gasly	Scuderia Toro Rosso Honda	56	+66.330s	0
19	16	Charles Leclerc	Sauber Ferrari	56	+82.575s	0
20	28	Brendon Hartley	Scuderia Toro Rosso Honda	51	DNF	0
Fastest lap: Daniel Ricciardo				Red Bull Racing Tag Heuer	1:35.785	
Pole position: Sebastian Vettel				Ferrari	1:31.095	



2018 RACE RESULTS

AZERBAIJAN GRAND PRIX

June 29th

Pos	No.	Driver	F1 Team	Laps	Time/Retired	Points
1	44	Lewis Hamilton	Mercedes	51	1:43:44.291	25
2	7	Kimi Räikkönen	Ferrari	51	+2.460s	18
3	11	Sergio Perez	Force India Mercedes	51	+4.024s	15
4	5	Sebastian Vettel	Ferrari	51	+5.329s	12
5	55	Carlos Sainz	Renault	51	+7.515s	10
6	16	Charles Leclerc	Sauber Ferrari	51	+9.158s	8
7	14	Fernando Alonso	McLaren Renault	51	+10.931s	6
8	18	Lance Stroll	Williams Mercedes	51	+12.546s	4
9	2	Stoffel Vandoorne	McLaren Renault	51	+14.152s	2
10	28	Brendon Hartley	Scuderia Toro Rosso Honda	51	+18.030s	1
11	9	Marcus Ericsson	Sauber Ferrari	51	+18.512s	0
12	10	Pierre Gasly	Scuderia Toro Rosso Honda	51	+24.720s	0
13	20	Kevin Magnussen	Haas Ferrari	51	+40.663s	0
14	77	Valtteri Bottas	Mercedes	48	DNF	0
NC	8	Romain Grosjean	Haas Ferrari	42	DNF	0
NC	33	Max Verstappen	Red Bull Racing Tag Heuer	39	DNF	0
NC	3	Daniel Ricciardo	Red Bull Racing Tag Heuer	39	DNF	0
NC	27	Nico Hulkenberg	Renault	10	DNF	0
NC	31	Esteban Ocon	Force India Mercedes	0	DNF	0
NC	35	Sergey Sirotkin	Williams Mercedes	0	DNF	0
Fastest lap: Valtteri Bottas				Mercedes	1:45.149	
Pole position: Sebastian Vettel				Ferrari	1:41.498	



2018 RACE RESULTS

SPANISH GRAND PRIX

May 13th

Pos	No.	Driver	F1 Team	Laps	Time/Retired	Points
1	44	Lewis Hamilton	Mercedes	66	1:35:29.972	25
2	77	Valtteri Bottas	Mercedes	66	+20.593s	18
3	33	Max Verstappen	Red Bull Racing Tag Heuer	66	+26.873s	15
4	5	Sebastian Vettel	Ferrari	66	+27.584s	12
5	3	Daniel Ricciardo	Red Bull Racing Tag Heuer	66	+50.058s	10
6	20	Kevin Magnussen	Haas Ferrari	65	+1 lap	8
7	55	Carlos Sainz	Renault	65	+1 lap	6
8	14	Fernando Alonso	McLaren Renault	65	+1 lap	4
9	11	Sergio Perez	Force India Mercedes	64	+2 laps	2
10	16	Charles Leclerc	Sauber Ferrari	64	+2 laps	1
11	18	Lance Stroll	Williams Mercedes	64	+2 laps	0
12	28	Brendon Hartley	Scuderia Toro Rosso Honda	64	+2 laps	0
13	9	Marcus Ericsson	Sauber Ferrari	64	+2 laps	0
14	35	Sergey Sirotkin	Williams Mercedes	63	+3 laps	0
NC	2	Stoffel Vandoorne	McLaren Renault	45	DNF	0
NC	31	Esteban Ocon	Force India Mercedes	38	DNF	0
NC	7	Kimi Räikkönen	Ferrari	25	DNF	0
NC	8	Romain Grosjean	Haas Ferrari	0	DNF	0
NC	10	Pierre Gasly	Scuderia Toro Rosso Honda	0	DNF	0
NC	27	Nico Hulkenberg	Renault	0	DNF	0
<hr/>						
Fastest lap:	Daniel Ricciardo	Red Bull Racing Tag Heuer	1:18.441			
Pole position:	Lewis Hamilton	Mercedes	1:16.173			



2018 RACE RESULTS

MONACO GRAND PRIX

May 27th

Pos	No.	Driver	F1 Team	Laps	Time/Retired	Points
1	3	Daniel Ricciardo	Red Bull Racing Tag Heuer	78	1:42:54.807	25
2	5	Sebastian Vettel	Ferrari	78	+7.336s	18
3	44	Lewis Hamilton	Mercedes	78	+17.013s	15
4	7	Kimi Räikkönen	Ferrari	78	+18.127s	12
5	77	Valtteri Bottas	Mercedes	78	+18.822s	10
6	31	Esteban Ocon	Force India Mercedes	78	+23.667s	8
7	10	Pierre Gasly	Scuderia Toro Rosso Honda	78	+24.331s	6
8	27	Nico Hulkenberg	Renault	78	+24.839s	4
9	33	Max Verstappen	Red Bull Racing Tag Heuer	78	+25.317s	2
10	55	Carlos Sainz	Renault	78	+69.013s	1
11	9	Marcus Ericsson	Sauber Ferrari	78	+69.864s	0
12	11	Sergio Perez	Force India Mercedes	78	+70.461s	0
13	20	Kevin Magnussen	Haas Ferrari	78	+74.823s	0
14	2	Stoffel Vandoorne	McLaren Renault	77	+1 lap	0
15	8	Romain Grosjean	Haas Ferrari	77	+1 lap	0
16	35	Sergey Sirotkin	Williams Mercedes	77	+1 lap	0
17	18	Lance Stroll	Williams Mercedes	76	+2 laps	0
18	16	Charles Leclerc	Sauber Ferrari	70	DNF	0
19	28	Brendon Hartley	Scuderia Toro Rosso Honda	70	DNF	0
NC	14	Fernando Alonso	McLaren Renault	52	DNF	0

Fastest lap: Max Verstappen Red Bull Racing Tag Heuer 1:14.260

Pole position: Daniel Ricciardo Red Bull Racing Tag Heuer 1:10.810



2018 RACE RESULTS

CANADIAN GRAND PRIX

June 10th

Pos	No.	Driver	F1 Team	Laps	Time/Retired	Points
1	5	Sebastian Vettel	Ferrari	68	1:28:31.377	25
2	77	Valtteri Bottas	Mercedes	68	+7.376s	18
3	33	Max Verstappen	Red Bull Racing Tag Heuer	68	+8.360s	15
4	3	Daniel Ricciardo	Red Bull Racing Tag Heuer	68	+20.892s	12
5	44	Lewis Hamilton	Mercedes	68	+21.559s	10
6	7	Kimi Räikkönen	Ferrari	68	+27.184s	8
7	27	Nico Hulkenberg	Renault	67	+1 lap	6
8	55	Carlos Sainz	Renault	67	+1 lap	4
9	31	Esteban Ocon	Force India Mercedes	67	+1 lap	2
10	16	Charles Leclerc	Sauber Ferrari	67	+1 lap	1
11	10	Pierre Gasly	Scuderia Toro Rosso Honda	67	+1 lap	0
12	8	Romain Grosjean	Haas Ferrari	67	+1 lap	0
13	20	Kevin Magnussen	Haas Ferrari	67	+1 lap	0
14	11	Sergio Perez	Force India Mercedes	67	+1 lap	0
15	9	Marcus Ericsson	Sauber Ferrari	66	+2 laps	0
16	2	Stoffel Vandoorne	McLaren Renault	66	+2 laps	0
17	35	Sergey Sirotkin	Williams Mercedes	66	+2 laps	0
NC	14	Fernando Alonso	McLaren Renault	40	DNF	0
NC	28	Brendon Hartley	Scuderia Toro Rosso Honda	0	DNF	0
NC	18	Lance Stroll	Williams Mercedes	0	DNF	0
Fastest lap: Max Verstappen				Red Bull Racing Tag Heuer	1:13.864	
Pole position: Sebastian Vettel				Ferrari	1:10.764	



2018 RACE RESULTS

GRAND PRIX DE FRANCE

June 24th

Pos	No.	Driver	F1 Team	Laps	Time/Retired	Points
1	44	Lewis Hamilton	Mercedes	53	1:30:11.385	25
2	33	Max Verstappen	Red Bull Racing Tag Heuer	53	+7.090s	18
3	7	Kimi Räikkönen	Ferrari	53	+25.888s	15
4	3	Daniel Ricciardo	Red Bull Racing Tag Heuer	53	+34.736s	12
5	5	Sebastian Vettel	Ferrari	53	+61.935s	10
6	20	Kevin Magnussen	Haas Ferrari	53	+79.364s	8
7	77	Valtteri Bottas	Mercedes	53	+80.632s	6
8	55	Carlos Sainz	Renault	53	+87.184s	4
9	27	Nico Hulkenberg	Renault	53	+91.989s	2
10	16	Charles Leclerc	Sauber Ferrari	53	+93.873s	1
11	8	Romain Grosjean	Haas Ferrari	52	+1 lap	0
12	2	Stoffel Vandoorne	McLaren Renault	52	+1 lap	0
13	9	Marcus Ericsson	Sauber Ferrari	52	+1 lap	0
14	28	Brendon Hartley	Scuderia Toro Rosso Honda	52	+1 lap	0
15	35	Sergey Sirotkin	Williams Mercedes	52	+1 lap	0
16	14	Fernando Alonso	McLaren Renault	50	DNF	0
17	18	Lance Stroll	Williams Mercedes	48	DNF	0
NC	11	Sergio Perez	Force India Mercedes	27	DNF	0
NC	31	Esteban Ocon	Force India Mercedes	0	DNF	0
NC	10	Pierre Gasly	Scuderia Toro Rosso Honda	0	DNF	0

Fastest lap: Max Verstappen Red Bull Racing Tag Heuer 1:13.864

Pole position: Lewis Hamilton Mercedes 1:30.029



2018 RACE RESULTS

AUSTRIAN GRAND PRIX

July 1st

Pos	No.	Driver	F1 Team	Laps	Time/Retired	Points
1	33	Max Verstappen	Red Bull Racing Tag Heuer	71	1:21:56.024	25
2	7	Kimi Räikkönen	Ferrari	71	+1.504s	18
3	5	Sebastian Vettel	Ferrari	71	+3.181s	15
4	8	Romain Grosjean	Haas Ferrari	70	+1 lap	12
5	20	Kevin Magnussen	Haas Ferrari	70	+1 lap	10
6	31	Esteban Ocon	Force India Mercedes	70	+1 lap	8
7	11	Sergio Perez	Force India Mercedes	70	+1 lap	6
8	14	Fernando Alonso	McLaren Renault	70	+1 lap	4
9	16	Charles Leclerc	Sauber Ferrari	70	+1 lap	2
10	9	Marcus Ericsson	Sauber Ferrari	70	+1 lap	1
11	10	Pierre Gasly	Scuderia Toro Rosso Honda	70	+1 lap	0
12	55	Carlos Sainz	Renault	70	+1 lap	0
13	35	Sergey Sirotkin	Williams Mercedes	69	+2 laps	0
14	18	Lance Stroll	Williams Mercedes	69	+2 laps	0
15	2	Stoffel Vandoorne	McLaren Renault	65	DNF	0
NC	44	Lewis Hamilton	Mercedes	62	DNF	0
NC	28	Brendon Hartley	Scuderia Toro Rosso Honda	54	DNF	0
NC	3	Daniel Ricciardo	Red Bull Racing Tag Heuer	53	DNF	0
NC	77	Valtteri Bottas	Mercedes	13	DNF	0
NC	27	Nico Hulkenberg	Renault	11	DNF	0
Fastest lap: Kimi Räikkönen				Ferrari	1:06.957	
Pole position: Valtteri Bottas				Mercedes	1:03.130	



2018 RACE RESULTS

BRITISH GRAND PRIX

July 16th

POS	NO	DRIVER	CAR	LAPS	TIME/RETIRED	PTS
1	5	Sebastian Vettel	Ferrari	52	1:27:29.784	25
2	44	Lewis Hamilton	Mercedes	52	+2.264s	18
3	7	Kimi Räikkönen	Ferrari	52	+3.652s	15
4	77	Valtteri Bottas	Mercedes	52	+8.883s	12
5	3	Daniel Ricciardo	Red Bull Racing Tag Heuer	52	+9.500s	10
6	27	Nico Hulkenberg	Renault	52	+28.220s	8
7	31	Esteban Ocon	Force India Mercedes	52	+29.930s	6
8	14	Fernando Alonso	McLaren Renault	52	+31.115s	4
9	20	Kevin Magnussen	Haas Ferrari	52	+33.188s	2
10	11	Sergio Perez	Force India Mercedes	52	+34.708s	1
11	2	Stoffel Vandoorne	McLaren Renault	52	+35.774s	0
12	18	Lance Stroll	Williams Mercedes	52	+38.106s	0
13	10	Pierre Gasly	Scuderia Toro Rosso Honda	52	+39.129s	0
14	35	Sergey Sirotkin	Williams Mercedes	52	+48.113s	0
15	33	Max Verstappen	Red Bull Racing Tag Heuer	46	DNF	0
NC	8	Romain Grosjean	Haas Ferrari	37	DNF	0
NC	55	Carlos Sainz	Renault	37	DNF	0
NC	9	Marcus Ericsson	Sauber Ferrari	31	DNF	0
NC	16	Charles Leclerc	Sauber Ferrari	18	DNF	0
NC	28	Brendon Hartley	Scuderia Toro Rosso Honda	1	DNF	0
<hr/>						
Fastest lap:		Sebastian Vettel	Ferrari	1:30.696		
Pole position:		Lewis Hamilton	Mercedes	1:25.892		



2018 RACE RESULTS

DEUTSCHLAND GRAND PRIX

July 22nd

POS	NO	DRIVER	CAR	LAPS	TIME/RETIRED	PTS
1	44	Lewis Hamilton	Mercedes	67	1:32:29.845	25
2	77	Valtteri Bottas	Mercedes	67	+4.535s	18
3	7	Kimi Räikkönen	Ferrari	67	+6.732s	15
4	33	Max Verstappen	Red Bull Racing Tag Heuer	67	+7.654s	12
5	27	Nico Hulkenberg	Renault	67	+26.609s	10
6	8	Romain Grosjean	Haas Ferrari	67	+28.871s	8
7	11	Sergio Perez	Force India Mercedes	67	+30.556s	6
8	31	Esteban Ocon	Force India Mercedes	67	+31.750s	4
9	9	Marcus Ericsson	Sauber Ferrari	67	+32.362s	2
10	28	Brendon Hartley	Scuderia Toro Rosso Honda	67	+34.197s	1
11	20	Kevin Magnussen	Haas Ferrari	67	+34.919s	0
12	55	Carlos Sainz	Renault	67	+43.069s	0
13	2	Stoffel Vandoorne	McLaren Renault	67	+46.617s	0
14	10	Pierre Gasly	Scuderia Toro Rosso Honda	66	+1 lap	0
15	16	Charles Leclerc	Sauber Ferrari	66	+1 lap	0
16	14	Fernando Alonso	McLaren Renault	65	DNF	0
NC	18	Lance Stroll	Williams Mercedes	53	DNF	0
NC	5	Sebastian Vettel	Ferrari	51	DNF	0
NC	35	Sergey Sirotkin	Williams Mercedes	51	DNF	0
NC	3	Daniel Ricciardo	Red Bull Racing Tag Heuer	27	DNF	0

Note - Sainz finished the race in 10th place but received a 10-second time penalty for overtaking under Safety Car conditions

Fastest lap: Lewis Hamilton Mercedes 1:15.545

Pole position: Sebastian Vettel Ferrari 1:11.212



2018 RACE RESULTS

HUNGARIAN GRAND PRIX

July 30th

POS	NO	DRIVER	CAR	LAPS	TIME/RETIRED	PTS
OS	NO	DRIVER	LAPS	TIME/RETIRED		PTS
1	44	Lewis Hamilton	Mercedes	70	1:37:16.427	25
2	5	Sebastian Vettel	Ferrari	70	+17.123s	18
3	7	Kimi Räikkönen	Ferrari	70	+20.101s	15
4	3	Daniel Ricciardo	Red Bull Racing Tag Heuer	70	+46.419s	12
5	77	Valtteri Bottas	Mercedes	70	+60.000s	10
6	10	Pierre Gasly	Scuderia Toro Rosso Honda	70	+73.273s	8
7	20	Kevin Magnussen	Haas Ferrari	69	+1 lap	6
8	14	Fernando Alonso	McLaren Renault	69	+1 lap	4
9	55	Carlos Sainz	Renault	69	+1 lap	2
10	8	Romain Grosjean	Haas Ferrari	69	+1 lap	1
11	28	Brendon Hartley	Scuderia Toro Rosso Honda	69	+1 lap	0
12	27	Nico Hulkenberg	Renault	69	+1 lap	0
13	31	Esteban Ocon	Force India Mercedes	69	+1 lap	0
14	11	Sergio Perez	Force India Mercedes	69	+1 lap	0
15	9	Marcus Ericsson	Sauber Ferrari	68	+2 laps	0
16	35	Sergey Sirotkin	Williams Mercedes	68	+2 laps	0
17	18	Lance Stroll	Williams Mercedes	68	+2 laps	0
NC	2	Stoffel Vandoorne	McLaren Renault	49	DNF	0
NC	33	Max Verstappen	Red Bull Racing Tag Heuer	5	DNF	0
NC	16	Charles Leclerc	Sauber Ferrari	0	DNF	0

Bottas received a 10-second time penalty for causing a collision with Ricciardo

Fastest lap: Daniel Ricciardo Red Bull Racing Tag Heuer 1:20.012

Pole position: Lewis Hamilton Mercedes 1:35.658



2018 RACE RESULTS

BELGIAN GRAND PRIX

August 26th

POS	NO	DRIVER	CAR	LAPS	TIME/RETIRED	PTS
1	5	Sebastian Vettel	Ferrari	44	1:23:34.476	25
2	44	Lewis Hamilton	Mercedes	44	+11.061s	18
3	33	Max Verstappen	Red Bull Racing Tag Heuer	44	+31.372s	15
4	77	Valtteri Bottas	Mercedes	44	+63.605s	12
5	11	Sergio Perez	Racing Point Force India Mercedes	44	+71.023s	10
6	31	Esteban Ocon	Racing Point Force India Mercedes	44	+79.520s	8
7	8	Romain Grosjean	Haas Ferrari	44	+85.953s	6
8	20	Kevin Magnussen	Haas Ferrari	44	+87.639s	4
9	10	Pierre Gasly	Toro Rosso Honda	44	+105.892s	2
10	9	Marcus Ericsson	Sauber Ferrari	43	+1 lap	1
11	55	Carlos Sainz	Renault	43	+1 lap	0
12	35	Sergey Sirotkin	Williams Mercedes	43	+1 lap	0
13	18	Lance Stroll	Williams Mercedes	43	+1 lap	0
14	28	Brendon Hartley	Toro Rosso Honda	43	+1 lap	0
15	2	Stoffel Vandoorne	McLaren Renault	43	+1 lap	0
NC	3	Daniel Ricciardo	Red Bull Racing Tag Heuer	28	DNF	0
NC	7	Kimi Räikkönen	Ferrari	8	DNF	0
NC	16	Charles Leclerc	Sauber Ferrari	0	DNF	0
NC	14	Fernando Alonso	McLaren Renault	0	DNF	0
NC	27	Nico Hulkenberg	Renault	0	DNF	0

Fastest lap: Valtteri Bottas Mercedes 1:46.286

Pole position: Lewis Hamilton Mercedes 1:58.179



2018 FIA F1 ITALIAN GRAND PRIX - ENTRY LIST

NO	DRIVER	NAT	TEAM	CONSTRUCTOR
44	Lewis Hamilton	GBR	Mercedes AMG Petronas Motorsport	Mercedes
77	Valtteri Bottas	FIN	Mercedes AMG Petronas Motorsport	Mercedes
5	Sebastian Vettel	GER	Scuderia Ferrari	Ferrari
7	Kimi Raikkonen	FIN	Scuderia Ferrari	Ferrari
3	Daniel Ricciardo	AUS	Aston Martin Red Bull Racing	Red Bull Racing TAG Heuer
33	Max Verstappen	NED	Aston Martin Red Bull Racing	Red Bull Racing TAG Heuer
11	Sergio Perez	MEX	Racing Point Force India F1 Team	Force India Mercedes
31	Esteban Ocon	FRA	Racing Point Force India F1 Team	Force India Mercedes
18	Lance Stroll	CAN	Williams Martini Racing	Williams Mercedes
35	Sergey Sirotkin	RUS	Williams Martini Racing	Williams Mercedes
27	Nico Hulkenberg	GER	Renault Sport Formula One Team	Renault
55	Carlos Sainz	ESP	Renault Sport Formula One Team	Renault
28	Brendon Hartley	NZL	Red Bull Toro Rosso Honda	Scuderia Toro Rosso Honda
10	Pierre Gasly	FRA	Red Bull Toro Rosso Honda	Scuderia Toro Rosso Honda
8	Romain Grosjean	FRA	Haas F1 Team	Haas Ferrari
20	Kevin Magnussen	DEN	Haas F1 Team	Haas Ferrari
14	Fernando Alonso	ESP	McLaren F1 Team	McLaren Renault
2	Stoffel Vandoorne	BEL	McLaren F1 Team	McLaren Renault
9	Marcus Ericsson	SWE	Alfa Romeo Sauber F1	Team Sauber Ferrari
16	Charles Leclerc	MCO	Alfa Romeo Sauber F1	Team Sauber Ferrari



Official title sponsor

FORMULA 1 GRAN PREMIO HEINEKEN D'ITALIA

MONZA
31 AUGUST - 2 SEPTEMBER



TEAMS AND DRIVERS



2018



Formula 1
 Gran Premio Heineken
 d'Italia 2018
 Monza 31 August - 02 September

Official Formula 1® Media Kit



MERCEDES AMG PETRONAS MOTORSPORT

Brackley, United Kingdom

Chassis:	Mercedes-AMG F1 W09 EQ Power+	Formula One Debut:	1954 France GP, winner (JM Fangio)
Power Unit:	Mercedes	World Championships:	4 (2014, 2015, 2016, 2017)
Team Principal:	Toto Wolff	Grands Prix Contested:	182
Technical Chief:	James Allison	Grand Prix Victories:	81
Media contacts:	Bradley Lord +44 (0)7785 682893 blord@mercedesamgf1.com www.mercedesamgf1.com	Most Recent Win:	2018 Hungary
		2017 Championship:	Winner

44 Lewis Hamilton



Born:
 Stevenage, Great Britain,
 on January 07, 1985

F1 Debut: 2007 Australia (McLaren), 4th
Team: McLaren (2007-2012)
 Mercedes (since 2013)
Grands Prix Contested: 221
Grand Prix Victories: 67
Pole Positions: 78
Championship Wins: 4
Most Recent Win: 2018 Hungary

2018 GP	QUALIF.-GRID / FINISH	POINTS
Australia	1 / 2	18
Bahrain	4 (9 after penalty) / 3	15
China	4 / 4	12
Azerbaijan	2 / 1	25
Spain	1 / 1	25
Monaco	3 / 3	15
Canada	4 / 5	10
France	1 / 1	25
Austria	2 / NC	0
Great Britain	1 / 2	18
Germany	14 / 1	25
Hungary	1 / 1	25
Belgium	1 / 2	18

77 Valtteri Bottas



Born:
 Nastola, Finland,
 on August 28, 1989

F1 Debut: 2013 Australia (Williams), 16th
Team: Williams (2013-2016)
 Mercedes (since 2017)
Grands Prix Contested: 110
Grand Prix Victories: 3
Pole Positions: 5
Championship Wins: -
Most Recent Win: 2017 Abu Dhabi

2018 GP	QUALIF.-GRID / FINISH	POINTS
Australia	10 (19 after penalty) / 8	4
Bahrain	3 / 2	18
China	3 / 2	18
Azerbaijan	3 / 14	0
Spain	2 / 2	18
Monaco	5 / 5	10
Canada	2 / 2	18
France	2 / 7	6
Austria	1 / NC	0
Great Britain	4 / 4	12
Germany	2 / 2	18
Hungary	2 / 4	12
Belgium	10 (15 after penalty) / 4	12



Formula 1
 Gran Premio Heineken
 d'Italia 2018
 Monza 31 August - 02 September

Official Formula 1® Media Kit



SCUDERIA FERRARI

Maranello, Italy

Chassis:	Ferrari SF71-H	First Team Entry:	1950 Monaco, 2nd (A. Ascari)
Power Unit:	Ferrari	World Championships:	16 (1961,1964, 1975, 1976, 1977, 1979, 1982, 1983, 1999, 2000, 2001, 2002, 2003, 2004, 2007, 2008)
Team Chief:	Maurizio Arrivabene	Grands Prix Contested:	965
Technical Chief:	Mattia Binotto	Grand Prix Victories:	234
Media contact:	Alberto Antonini +39 344 055 6635 alberto.antonini@ferrari.com www.ferrari.com	Most Recent Win:	2018 Belgium
		2017 Championship:	2nd

5 Sebastian Vettel



Born:
 Heppenheim, Germany,
 on July 3, 1987

F1 Debut: 2007 USA (BMW Sauber), 8th
Team: Bmw Sauber (2007), Toro Rosso (2007-2008), Red Bull (2009-2014), Ferrari (since 2015)
Grands Prix Contested: 211
Grand Prix Victories: 52
Pole Positions: 55
Championship Wins: 4 (2010,2011,2012,2013 - Red Bull)
Most Recent Win: 2018 Belgium

2018 GP	QUALIF.-GRID / FINISH	POINTS
Australia	3 / 1	25
Bahrain	1 / 1	25
China	1 / 8	4
Azerbaijan	1 / 4	12
Spain	3 / 4	12
Monaco	2 / 2	18
Canada	1 / 1	25
France	3 / 4	10
Austria	3 (6 after penalty) / 3	15
Great Britain	1 / 2	18
Germany	1 / NC	0
Hungary	4 / 2	18
Belgium	2 / 1	25

7 Kimi Räikkönen



Born:
 Espoo, Finland,
 on October 17, 1979

F1 Debut: 2001 Australia (Sauber), 6th
Team: Sauber(2001), McLaren (2002-2006), Ferrari (2007-2009), Lotus (2010-2013), Ferrari (since 2014)
Grands Prix Contested: 283
Grand Prix Victories: 20
Pole Positions: 17
Championship Wins: 1 (2007 - Ferrari)
Most Recent Win: 2013 Australia

2018 GP	QUALIF.-GRID / FINISH	POINTS
Australia	2 / 3	15
Bahrain	2 / NC	0
China	2 / 3	15
Azerbaijan	6 / 2	18
Spain	4 / NC	0
Monaco	4 / 4	12
Canada	5 / 6	8
France	6 / 3	15
Austria	3 / 4	18
Great Britain	3 / 3	15
Germany	3 / 3	15
Hungary	3 / 3	15
Belgium	6 / NC	0



Formula 1
 Gran Premio Heineken
 d'Italia 2018
 Monza 31 August - 02 September

Official Formula 1® Media Kit



ASTON MARTIN RED BULL RACING

Milton Keynes, United Kingdom

Chassis:	Red Bull RB13	First Team Entry:	2005 Australia, 4th (D. Coulthard)
Power Unit:	Tag Heuer	World Championships:	4 (2010,2011,2012,2013)
Team Chief:	Christian Horner	Grands Prix Contested:	259
Technical Chief:	Adrian Newey	Grand Prix Victories:	58
Media contact:	Ben Wyatt +44 7771 854238 ben.wyatt@redbullracing.com www.redbullracing.com	Most Recent Win:	2018 Austria
		2017 Championship:	3rd

3 Daniel Ricciardo




Born:
 Perth, Australia,
 on July 1, 1989

F1 Debut: 2011 Great Britain (HRT), 19th
Team: HRT (2011), Toro Rosso (2011-2013),
 Red Bull (since 2014)
Grands Prix Contested: 142
Grand Prix Victories: 7
Pole Positions: 2
Championship Wins: 0
Most Recent Win: 2018 Monaco

2018 GP	QUALIF.-GRID / FINISH	POINTS
Australia	5 (8 after penalty) / 4	12
Bahrain	5 (4 after other drivers' penalty) / NC	0
China	6 / 1	25
Azerbaijan	4 / NC	0
Spain	6 / 5	10
Monaco	1 / 1	25
Canada	6 / 4	12
France	5 / 4	12
Austria	7 / NC	0
Great Britain	6 / 5	10
Germany	15 (19 after penalty) / NC	0
Hungary	12 / 4	12
Belgium	8 / NC	0

26 Max Verstappen



Born:
 Hasselt, Belgium,
 on September 30, 1997

F1 Debut: 2015 Australia (Toro Rosso)
Team: Toro Rosso (2015-2016),
 Red Bull (since 2016)
Grands Prix Contested: 73
Grand Prix Victories: 4
Pole Positions: 0
Championship Wins: 0
Most Recent Win: 2018 Austria

2018 GP	QUALIF.-GRID / FINISH	POINTS
Australia	4 / 5	8
Bahrain	15 / NC	0
China	5 / 5	10
Azerbaijan	5 / NC	0
Spain	5 / 3	15
Monaco	20 / 9	2
Canada	3 / 3	15
France	4 / 2	18
Austria	5 (4 after other drivers' penalty) / 1	25
Great Britain	5 / 15	0
Germany	4 / 4	12
Hungary	7 / 19	0
Belgium	7 / 3	15



RACING POINT FORCE INDIA F1 TEAM

Silverstone, United Kingdom

Chassis:	Force India VJM11	First Team Entry:	2018 Belgio, 5th (S. Perez)
Power unit:	Mercedes	World Championships:	0
Team principal:	Otmar Szafnauer	Grands Prix Contested:	1
Technical Chief:	Andrew Green	Grand Prix Victories:	0
Media contact:	Will Hings	Most Recent Win:	N/A
	+44 7734 202020	2017 Championship:	-
	will.hings@forceindiaf1.com		
	www.forceindiaf1.com		

11 Sergio Pérez



Born:
 Guadalajara, Mexico,
 on January 26, 1990

F1 Debut: 2011 Australia (Sauber), SQ
Team: Sauber (2011-2012), McLaren (2013),
 Force India (since 2014)
Grands Prix Contested: 149
Grand Prix Victories: 0
Pole Positions: 0
Championship Wins: 0
Most Recent Win: N/A

2018 GP	QUALIF.-GRID / FINISH	POINTS
Australia	13 (12 after other drivers' penalty) / 11	0
Bahrain	12 / 16	0
China	8 / 12	0
Azerbaijan	8 / 3	15
Spain	15 / 9	2
Monaco	9 / 12	0
Canada	10 / 14	0
France	13 / NC	0
Austria	17 (15 after other drivers' penalty) / 7	6
Great Britain	12 / 10	1
Germany	10 / 7	6
Hungary	19 (18 after other drivers' penalty) / 14	0
Belgium	4 / 5	10

31 Esteban Ocon



Born:
 Evreux, France,
 on 17 September 1996

F1 Debut: 2016 Belgio (Manor), 16th
Team: Manor (2016),
 Force India (since 2017)
Grands Prix Contested: 42
Grand Prix Victories: 0
Pole Positions: 0
Championship Wins: 0
Most Recent Win: N/A

2018 GP	QUALIF.-GRID / FINISH	POINTS
Australia	15 (14 after other drivers' penalty) / 12	0
Bahrain	9 (8 after other drivers' penalty) / 10	1
China	12 / 11	0
Azerbaijan	7 / NC	0
Spain	13 / NC	0
Monaco	6 / 6	8
Canada	8 / 9	2
France	11 / NC	0
Austria	11 / 6	8
Great Britain	10 / 7	6
Germany	16 (15 after other drivers' penalty) / 8	4
Hungary	18 (17 after other drivers' penalty) / 13	0
Belgium	3 / 6	8



WILLIAMS MARTINI RACING

Grove, United Kingdom

Chassis:	Williams FW41	First Team Entry:	1978 Argentina, 17th (J. Lafitte)
Power unit:	Mercedes	World Championships:	9 (1980, 1981, 1986, 1987, 1992, 1993, 1994, 1996, 1997)
Team Principal:	Frank Williams	Grands Prix Contested:	714
Technical Chief:	Paddy Lowe	Grand Prix Victories:	114
Media contact:	Sophie Ogg +44 7977 275762 sophie.ogg@williamsf1.com www.williamsf1.com	Most Recent Win:	2012 Spain
		2017 Championship:	5th

18 Lance Stroll



Born:
 Montreal, Canada
 on 29 October 1998

F1 Debut: 2013 Australia (Williams)
Team: Williams (since 2017)

Grands Prix Contested: 33
Grand Prix Victories: 0
Pole Positions: 0
Championship Wins: 0
Most Recent Win: N/A

2018 GP	QUALIF.-GRID / FINISH	POINTS
Australia	14 (13 after other drivers' penalty) / 14	0
Bahrain	20 / 14	0
China	18 / 14	0
Azerbaijan	11 (10 after other drivers' penalty) / 8	4
Spain	19 (18 after other drivers' penalty) / 11	0
Monaco	18 (17 after other drivers' penalty) / 17	0
Canada	17 (16 after other drivers' penalty) / NC	0
France	20 (13 after other drivers' penalty) / 17	0
Austria	15 (13 after other drivers' penalty) / 13	0
Great Britain	19 / 12	0
Germany	19 (17 after other drivers' penalty) / NC	0
Hungary	15 (20 after penalty) / 17	0
Belgium	19 (16 after other drivers' penalty) / 13	0

35 Sergey Sirotkin



Born:
 Moscow, Russia
 on 25 August 1995

F1 Debut: 2018 Australia (Williams), NC
Team: Williams (since 2018)

Grands Prix Contested: 13
Grand Prix Victories: 0
Pole Positions: 0
Championship Wins: 0
Most Recent Win: N/A

2018 GP	QUALIF.-GRID / FINISH	POINTS
Australia	19 / NC	0
Bahrain	18 / 15	0
China	16 / 15	0
Azerbaijan	12 (11 after other drivers' penalty) / NC	0
Spain	18 (19 after penalty) / 14	0
Monaco	13 / 16	0
Canada	18 (17 after other drivers' penalty) / 17	0
France	19 (18 after other drivers' penalty) / 15	0
Austria	18 (16 after other drivers' penalty) / 14	0
Great Britain	18 / 14	0
Germany	12 / NC	0
Hungary	20 (19 after other drivers' penalty) / 16	0
Belgium	18 (15 after other drivers' penalty) / 12	0



RENAULT F1 TEAM

Enstone, United Kingdom

Chassis:	Renault R.S. 18	First Team Entry:	1977 Great Britain, 21st (JP Jabouille)
Power unit:	Renault	World Championships:	2 (2005, 2006)
Team Chief:	Cyril Abiteboul	Grands Prix Contested:	358
Technical Chief:	Bob Bell	Grand Prix Victories:	35
Media contacts:	Louis Bordes	Most recent win:	2008 Singapore
	Louis.BORDES@uk.renaultsporttracing.com	2017 Championship:	6th
	www.renaultsport.com		

27 Nico Hülkenberg




Born:
 Emmerich am Rhein, Germany
 on August 5, 1987

F1 Debut: 2010 Bahrain (Williams), 14th
Team Williams (2010), Force India (2011-2012),
 Sauber (2013), Force India (2014-2016),
 Renault (since 2017)

Grands Prix Contested: 150
Grand Prix Victories: 0
Pole Positions: 1
Championship Wins: 0
Most Recent Win: N/A

2018 GP	QUALIF.-GRID / FINISH	POINTS
Australia	8 (7 after other drivers' penalty) / 7	6
Bahrain	8 (7 after other drivers' penalty) / 6	8
China	7 / 6	8
Azerbaijan	9 (14 after penalty) / NC	0
Spain	16 / NC	0
Monaco	11 / 8	4
Canada	7 / 7	6
France	12 / 9	2
Austria	10 / NC	0
Great Britain	11 / 6	8
Germany	7 / 5	10
Hungary	13 / 12	0
Belgium	15 (18 after penalty) / NC	0

55 Carlos Sainz



Born:
 Horsham, Great Britain
 on January 20, 1991

F1 Debut: 2015 Australia (Toro Rosso), 8th
Team: Toro Rosso (2015-2017),
 Renault (since 2018)

Grands Prix Contested: 73
Grand Prix Victories: 0
Pole Positions: 0
Championship Wins: 0
Most Recent Win: N/A

2018 GP	QUALIF.-GRID / FINISH	POINTS
Australia	9 / 10	1
Bahrain	10 / 11	0
China	9 / 9	2
Azerbaijan	10 (9 after other drivers' penalty) / 5	10
Spain	9 / 7	6
Monaco	8 / 10	1
Canada	9 / 8	4
France	7 / 8	4
Austria	9 / 12	0
Great Britain	16 / NC	0
Germany	8 / 12	0
Hungary	5 / 9	2
Belgium	16 (19 after penalty) / 11	0



RED BULL TORO ROSSO HONDA

Faenza, Italy

Chassis:	Toro Rosso STR13	First Team Entry:	2006 Bahrain, 11th (V. Liuzzi)
Power unit:	Honda	World Championships:	0
Team Chief:	Franz Tost	Grands Prix Contested:	240
Technical Chief:	James Key	Grand Prix Victories:	1
Media contact:	Fabiana Valenti +39 335 711 3694 fabiana.valenti@tororosso.com www.tororosso.com	Most Recent Win:	2008 Italy
		2017 Championship:	7th

10 Pierre Gasly



Born:
 Rouen, France,
 on 7 February, 1996

F1 Debut:	2017 Malaysia (Toro Rosso), 14th
Team:	Toro Rosso (since 2017)
Grands Prix Contested:	18
Grand Prix Victories:	0
Pole Positions:	0
Championship Wins:	0
Most Recent Win:	N/A

2018 GP	QUALIF.-GRID / FINISH	POINTS
Australia	20 / NC	0
Bahrain	6 (5 after other drivers' penalty) / 4	12
China	17 / 18	0
Azerbaijan	17 / 12	0
Spain	12 / NC	0
Monaco	10 / 7	6
Canada	16 (19 after penalty) / 11	0
France	14 / NC	0
Austria	12 / 11	0
Great Britain	14 / 13	0
Germany	17 (20 after penalty) / 14	0
Hungary	6 / 6	8
Belgium	11 (10 after other drivers' penalty) / 9	2

28 Brendon Hartley



Born:
 Palmerston North, New Zealand
 on 10 November, 1989

F1 Debut:	2017 USA (Toro Rosso), 13th
Team:	Toro Rosso (since 2017)
Grands Prix Contested:	17
Grand Prix Victories:	0
Pole Positions:	0
Championship Wins:	0
Most Recent Win:	N/A

2018 GP	QUALIF.-GRID / FINISH	POINTS
Australia	16 / 15	0
Bahrain	11 / 17	0
China	15 / 20	0
Azerbaijan	19 / 10	1
Spain	20 / 12	0
Monaco	16 (15 after other drivers' penalty) / 19	0
Canada	12 / NC	0
France	17 (20 after penalty) / 14	0
Austria	19 / NC	0
Great Britain	20 / NC	0
Germany	18 (16 after other drivers' penalty) / 10	1
Hungary	8 / 11	0
Belgium	12 (11 after other drivers' penalty) / 14	0



HAAS F1 TEAM

Kannapolis, North Carolina (USA)

Chassis:	Haas VF-18	First Team Entry:	2016 Australia, NC
Power unit:	Ferrari	World Championships:	0
Team Principal:	Guenther Steiner	Grands Prix Contested:	55
Technical Chief:	Rob Taylor	Grand Prix Victories:	0
Media contacts:	Mike Arning +1 704 236 0405 marning@haasf1team.com www.haasf1team.com	Most Recent Win:	N/A
		2017 Championship:	8th

8 Romain Grosjean



Born:
 Geneva, Switzerland,
 on April 17, 1986

F1 Debut: 2009 Europe (Renault), 14th
Team: Renault (2009), Lotus (2012-2015),
 Haas (since 2016)

Grands Prix Contested: 137
Grand Prix Victories: 0
Pole Positions: 0
Championship Wins: 0
Most Recent Win: N/A

2018 GP	QUALIF.-GRID / FINISH	POINTS
Australia	7 (6 after other drivers' penalty) / NC	0
Bahrain	16 / 13	0
China	10 / 17	0
Azerbaijan	20 / NC	1
Spain	10 / NC	0
Monaco	15 (18 after penalty) / 15	0
Canada	20 / 12	0
France	10 / 11	0
Austria	6 (5 after other drivers' penalty) / 4	12
Great Britain	8 / NC	0
Germany	6 / 6	8
Hungary	10 / 10	1
Belgium	5 / 7	6

20 Kevin Magnussen



Born:
 Roskilde, Denmark,
 on October 5, 1992

F1 Debut: 2014 Australia (McLaren), 4th
Team: McLaren (2014), Renault (2016),
 Haas (since 2017)

Grands Prix Contested: 74
Grand Prix Victories: 0
Pole Positions: 0
Championship Wins: 0
Most Recent Win: N/A

2018 GP	QUALIF.-GRID / FINISH	POINTS
Australia	6 (5 after other drivers' penalty) / NC	0
Bahrain	7 (6 after other drivers' penalty) / 5	10
China	11 / 10	1
Azerbaijan	15 / 13	0
Spain	7 / 6	8
Monaco	19 / 13	0
Canada	11 / 13	0
France	9 / 6	8
Austria	8 / 5	10
Great Britain	7 / 9	2
Germany	5 / 11	0
Hungary	9 / 7	6
Belgium	9 / 8	4



Formula 1
 Gran Premio Heineken
 d'Italia 2018
 Monza 31 August - 02 September

Official Formula 1® Media Kit



McLAREN TEAM

Woking, United Kingdom

Chassis:	McLaren MCL33	First Team Entry:	1966 Monaco, NC
Power unit:	Renault	World Championships:	8 (1974, 1984, 1985, 1988, 1989, 1990, 1991, 1998)
Team Chief:	Zack Brown	Grands Prix Contested:	839
Technical Chief:	Andrea Stella	Grand Prix Victories:	182
Media contact:	Tim Bampton	Most recent win:	2012 Brazil
	tim.bampton@mclaren.com	2017 Championship:	9th
	www.mclaren.com		

14 Fernando Alonso



Born:
 Oviedo, Spain,
 on July 29, 1981

F1 Debut: 2001 Australia (Minardi), 19th
Team: Minardi (2001), Renault (2003-2006), McLaren (2007), Renault (2008-2009), Ferrari (2010-2014), McLaren (since 2015)
Grands Prix Contested: 306
Grand Prix Victories: 32
Pole Positions: 22
Championship Wins: 2 (2005, 2006 - Renault)
Most Recent Win: 2013 Spain

2018 GP	QUALIF.-GRID / FINISH	POINTS
Australia	11 (10 after other drivers' penalty) / 5	10
Bahrain	13 / 7	6
China	13 / 7	6
Azerbaijan	13 (12 after other drivers' penalty) / 7	6
Spain	8 / 8	4
Monaco	7 / NC	0
Canada	14 / NC	0
France	16 / 16	0
Austria	14 (20 after penalty) / 8	4
Great Britain	13 / 8	4
Germany	11 / 16	0
Hungary	11 / 8	4
Belgium	17 (14 after other drivers' penalty) / NC	0

2 Stoffel Vandoorne



Born:
 Kortrijk, Belgium,
 on March 26, 1992

F1 Debut: 2016 Bahrein (McLaren), 12th
Team: McLaren (since 2016)
Grands Prix Contested: 34
Grand Prix Victories: 0
Pole Positions: 0
Championship Wins: 0
Most Recent Win: N/A

2018 GP	QUALIF.-GRID / FINISH	POINTS
Australia	12 (11 after other drivers' penalty) / 9	2
Bahrain	14 / 8	4
China	14 / 13	0
Azerbaijan	16 / 9	2
Spain	11 / NC	0
Monaco	12 / 14	0
Canada	15 / 16	0
France	18 (17 after other drivers' penalty) / 12	0
Austria	16 (14 after other drivers' penalty) / 15	0
Great Britain	17 / 11	0
Germany	20 (18 after other drivers' penalty) / 13	0
Hungary	16 (15 after other drivers' penalty) / NC	0
Belgium	20 (20 after penalty) / 15	0



ALFA ROMEO SAUBER F1 TEAM

Hinwil, Switzerland

Chassis:	Sauber C36	First Team Entry:	1993 South Africa, 5th (JJ Letho)
Power unit:	Ferrari Tipo 059/5	World Championships:	0
Team Chief:	Frédéric Vasseur	Grands Prix Contested:	455
Technical Chief:	Simone Resta	Grand Prix Victories:	1
Media contact:	Maria Guidotti +41 79 770 1819 maria.guidotti@sauber-group.com www.sauberf1team.com	Most recent win:	N/A
		2016 Championship:	10th

9 Marcus Ericsson



Born:
 Kumla, Sweden,
 on September 2, 1990

F1 Debut:	2014 Australia (Caterham), NC
Team:	Caterham (2014), Sauber (since 2015)
Grands Prix Contested:	89
Grand Prix Victories:	0
Pole Positions:	0
Championship Wins:	0
Most Recent Win:	N/A

2018 GP	QUALIF.-GRID / FINISH	POINTS
Australia	17 / NC	0
Bahrain	17 / 9	2
China	20 / 16	0
Azerbaijan	18 / 11	0
Spain	17 / 13	0
Monaco	17 (16 after other drivers' penalty) / 11	0
Canada	19 (18 after other drivers' penalty) / 15	0
France	15 / 13	0
Austria	20 (18 after other drivers' penalty) / 10	1
Great Britain	15 / NC	0
Germany	13 / 9	2
Hungary	14 / 15	0
Belgium	14 (13 after other drivers' penalty) / 10	1

16 Charles Leclerc



Born:
 Monte Carlo, Monaco,
 on October 16, 1997

F1 Debut:	2018 Australia (Sauber), 13th
Team:	Sauber (since 2018)
Grands Prix Contested:	13
Grand Prix Victories:	0
Pole Positions:	0
Championship Wins:	0
Most Recent Win:	N/A

2018 GP	QUALIF.-GRID / FINISH	POINTS
Australia	18 / 13	0
Bahrain	19 / 12	0
China	19 / 19	0
Azerbaijan	14 (13 after other drivers' penalty) / 6	8
Spain	14 / 10	0
Monaco	14 / 18	0
Canada	13 / 10	0
France	8 / 10	0
Austria	13 (17 after penalty) / 9	2
Great Britain	9 / NC	0
Germany	9 / 15	0
Hungary	17 (16 after other drivers' penalty) / NC	0
Belgium	13 (12 after other drivers' penalty) / NC	0



MONZA F1 TRACK CHARACTERISTICS

2018 F1 ITALIAN GRAND PRIX

ROUND 14	ITALIAN GRAND PRIX	START TIME	15:10 Local - 13:10 GMT	KEY Speed Kmh Braking 120 3 Gear 27.0 Sector Time 1:21.1 Timing Sector Lap Time Sector 1 ● Sector 2 ● Sector 3 ● Circuit Start Finish DRS Detection DRS Activation Run-off Areas FIA Medical & Safety Cars + S Marshal Posts Light Panels
RACE DATE:	02 SEP 2018	CIRCUIT LENGTH:	5.793KM	
CIRCUIT NAME:	AUTODROMO NAZIONALE MONZA	RACE DISTANCE:	306.720KM	
NUMBER OF LAPS:	53	LAP RECORD:	1:21.046 - R. Barrichello [2004]	



Notes: Lap & Sector times are based upon 2016 Qualifying data
 Gears are approximate based upon 2016 data
 Speeds are approximate based upon 2017 Simulation data



ITALIAN GRAND PRIX: WIN, POLE & FASTEST LAP 1921-2017

YEAR	WINNER	POLE	FASTEST LAP
1921	J. GOUX (Ballot 3L)	L. WAGNER (Fiat 802)	P. BORDINO (Fiat 802)
1922	P. BORDINO (Fiat 804)	F. NAZZARO (Fiat 804)	P. BORDINO (Fiat 804)
1923	C. SALAMANO (Fiat 805/405)	F. MINOIA (Benz RH)	P. BORDINO (Fiat 805/405)
1924	Antonio ASCARI (Alfa Romeo P2 8C/2000)	Antonio ASCARI (Alfa Romeo P2 8C/2000)	Antonio ASCARI (Alfa Romeo P2 8C/2000)
1925	G. BRILLI-PERI (Alfa Romeo P2)	E. MATERASSI (Diatto GP)	P. KREIS (Duesenberg 122)
1926	L. CHARAVEL (Bugatti 39A)	E. MATERASSI (Maserati 26/8C 1500)	M. COSTANTINI (Bugatti 39A)
1927	R. BENOIST (Delage 155B)	P. KREIS (Miller 91)	R. BENOIST (Delage 155B)
1928	L. CHIRON (Bugatti 37A)	B. BORZACCHINI (Maserati 26B/(C 2000)	L. ARCANGELI (Talbot 700)
1930	A. VARZI (Maserati 8C-2500)	T. NUVOLARI (Alfa Romeo P2)	A. VARZI (Maserati 8C-2500)
1931	G. CAMPARI/T. NUVOLARI (Alfa Romeo 8C/2300)	G. CAMPARI (Alfa Romeo 8C/2300)	G. CAMPARI (Alfa Romeo 8C/2300)
1932	T. NUVOLARI (Alfa Romeo 8C/2600)	B. BORZACCHINI (Alfa Romeo Monza/8C 2300)	T. NUVOLARI (Alfa Romeo 8C/2600)
1933	L. FAGIOLI (Alfa-Romeo 8C-2600)	E. SIENA (Alfa Romeo 8C/2300)	L. FAGIOLI (Alfa-Romeo 8C-2600)
1934	R. CARACCIOLA/ L. FAGIOLI (Mercedes-Benz W25)	R. CARACCIOLA (Mercedes-Benz W25)	H. STUCK (Auto Union A)
1935	H. STUCK (Auto Union B)	G. FARINA (Maserati V8-R1)	T. NUVOLARI (Alfa Romeo 8C-35)
1936	B. ROSEMEYER (Auto Union C)	B. ROSEMEYER (Auto Union C)	B. ROSEMEYER (Auto Union C)
1937	R. CARACCIOLA (Mercedes-Benz W125)	R. CARACCIOLA (Mercedes-Benz W125)	R. CARACCIOLA (Mercedes-Benz W125)
1938	T. NUVOLARI (Auto Union D)	H. LANG (Mercedes Benz W154)	H. LANG (Mercedes Benz W154)
1947	C.F. TROSSI (Alfa Romeo 158)	C. SANESI (Alfa Romeo 158)	C.F. TROSSI (Alfa Romeo 158)
1948	J.P. WIMILLE (Alfa Romeo 158)	J.P. WIMILLE (Alfa Romeo 158)	J.P. WIMILLE (Alfa Romeo 158)



ITALIAN GRAND PRIX: WIN, POLE & FASTEST LAP 1921-2017

YEAR	WINNER	POLE	FASTEST LAP
1949	Alberto ASCARI (Ferrari 125)	Alberto ASCARI (Ferrari 125)	Alberto ASCARI (Ferrari 125)
1950	G. FARINA (Alfa Romeo 158)	J. M. FANGIO (Alfa Romeo 158)	J. M. FANGIO (Alfa Romeo 158)
1951	Alberto ASCARI (Ferrari 375)	J. M. FANGIO (Alfa Romeo 159)	G. FARINA (Alfa Romeo 159)
1952	Alberto ASCARI (Ferrari 500)	Alberto ASCARI (Ferrari 500)	Alberto ASCARI (Ferrari 500)
1953	J. M. FANGIO (Maserati A6GCM)	Alberto ASCARI (Ferrari 500)	J. M. FANGIO (Maserati A6GCM)
1954	J. M. FANGIO (Mercedes-Benz W196)	J. M. FANGIO (Mercedes-Benz W196)	J.F. GONZALES (Ferrari 553 Squalo)
1955	J. M. FANGIO (Mercedes-Benz W196)	S. MOSS (Mercedes-Benz W196)	J. M. FANGIO (Mercedes-Benz W196)
1956	S. MOSS (Maserati 250F)	J. M. FANGIO (Lancia D50 Ferrari)	S. MOSS (Maserati 250F)
1957	S. MOSS (Vanwall VW5)	S. LEWIS-EVANS (Vanwall VW7)	T. BROOKS (Vanwall VW6)
1958	T. BROOKS (Vanwall VW5)	S. MOSS (Vanwall VW10)	P. HILL (Ferrari 246)
1959	S. MOSS (Cooper T51-Climax)	S. MOSS (Cooper T51-Climax)	P. HILL (Ferrari 246)
1960	P. HILL (Ferrari 246)	P. HILL (Ferrari 246)	P. HILL (Ferrari 246)
1961	P. HILL (Ferrari 156)	W. VON TRIPS (Ferrari 156)	G. BAGHETTI (Ferrari 156)
1962	G. HILL (BRM P578)	J. CLARK (Lotus 25-Climax)	G. HILL (BRM P578)
1963	J. CLARK (Lotus 25-Climax)	J. SURTEES (Ferrari 156)	J. CLARK (Lotus 25-Climax)
1964	J. SURTEES (Ferrari 158)	J. SURTEES (Ferrari 158)	J. SURTEES (Ferrari 158)
1965	J. STEWART (BRM P261)	J. CLARK (Lotus 33-Climax)	J. CLARK (Lotus 33-Climax)
1966	L. SCARFIOTTI (Ferrari 312)	M. PARKES (Ferrari 312)	L. SCARFIOTTI (Ferrari 312)



ITALIAN GRAND PRIX: WIN, POLE & FASTEST LAP 1921-2017

YEAR	WINNER	POLE	FASTEST LAP
1967	J. SURTEES (Honda RA300)	J. CLARK (Lotus 49 Ford)	J. CLARK (Lotus 49 Ford)
1968	D. HULME (McLaren M7A Ford)	J. SURTEES (Honda RA301)	J. OLIVER (Lotus 49B Ford)
1969	J. STEWART (Matra MS80 Ford)	J. RINDT (Lotus 49B Ford)	J.P. BELTOISE (Matra MS80 Ford)
1970	C. REGAZZONI (Ferrari 312B)	J. ICKX (Ferrari 312B)	C. REGAZZONI (Ferrari 312B)
1971	P. GETHIN (BRM P160)	C. AMON (Matra MS120B Simca)	H. PESCAROLO (March 711 Ford)
1972	E. FITTIPALDI (Lotus 72D Ford)	J. ICKX (Ferrari 312B2)	J. ICKX (Ferrari 312B2)
1973	R. PETERSON (Lotus 72D Ford)	R. PETERSON (Lotus 72D Ford)	J. STEWART (Tyrrel 006 Ford)
1974	R. PETERSON (Lotus 72E Ford)	N. LAUDA (Ferrari 312B3)	C. PACE (Brabham BT44 Ford)
1975	C. REGAZZONI (Ferrari 312 T)	N. LAUDA (Ferrari 312 T)	C. REGAZZONI (Ferrari 312 T)
1976	R. PETERSON (March 761)	J. LAFFITE (Ligier JS5 Matra)	R. PETERSON (March 761)
1977	Mario ANDRETTI (Lotus 78 Ford)	J. HUNT (McLaren M26 Ford)	Mario ANDRETTI (Lotus 78 Ford)
1978	N. LAUDA (Brabham BT46 Alfa Romeo)	Mario ANDRETTI (Lotus 79 Ford)	Mario ANDRETTI (Lotus 79 Ford)
1979	J. SCHECKTER (Ferrari 312 T4)	J.P. JABOUILLE (Renault RS10)	C. REGAZZONI (Ferrari 312 T4)
1980	N. PIQUET (Brabham BT49 Ford)	R. ARNOUX (Renault RE20)	A. JONES (Williams FW07B Ford)
1981	A. PROST (Renault RE30)	R. ARNOUX (Renault RE30)	C. REUTEMANN (Williams FW07C Ford)
1982	R. ARNOUX (Renault RE30B)	Mario ANDRETTI (Ferrari 126C2)	R. ARNOUX (Renault RE30B)
1983	N. PIQUET (Brabham BT52B BMW)	R. PATRESE (Brabham BT52B BMW)	N. PIQUET (Brabham BT52B BMW)
1984	N. LAUDA (McLaren MP4/2 TAG)	N. PIQUET (Brabham BT53 BMW)	N. LAUDA (McLaren MP4/2 TAG)



ITALIAN GRAND PRIX: WIN, POLE & FASTEST LAP 1921-2017

YEAR	WINNER	POLE	FASTEST LAP
1985	A. PROST (McLaren MP4/2B TAG)	A. SENNA (Lotus 97T Renault)	N. MANSELL (Williams FW10 Honda)
1986	N. PIQUET (Williams FW11 Honda)	T. FABI (Benetton B186 BMW)	T. FABI (Benetton B186 BMW)
1987	N. PIQUET (Williams FW11B Honda)	N. PIQUET (Williams FW11B Honda)	A. SENNA (Lotus 99T Honda)
1988	G. BERGER (Ferrari F187/88C)	A. SENNA (McLaren MP4/4 Honda)	M. ALBORETO (Ferrari F187/88C)
1989	A. PROST (McLaren MP4/5 Honda)	A. SENNA (McLaren MP4/5 Honda)	A. PROST (McLaren MP4/5 Honda)
1990	A. SENNA (McLaren MP4/5B Honda)	A. SENNA (McLaren MP4/5B Honda)	A. SENNA (McLaren MP4/5B Honda)
1991	N. MANSELL (Williams FW14 Renault)	A. SENNA (McLaren MP4/6 Honda)	A. SENNA (McLaren MP4/6 Honda)
1992	A. SENNA (McLaren MP4/7A Honda)	N. MANSELL (Williams FW14B Renault)	N. MANSELL (Williams FW14B Renault)
1993	D. HILL (Williams FW15C Renault)	A. PROST (Williams FW15C Renault)	D. HILL (Williams FW15C Renault)
1994	D. HILL (Williams FW16B Renault)	J. ALESI (Ferrari 412T1B)	D. HILL (Williams FW16B Renault)
1995	J. HERBERT (Benetton B195 Renault)	D. COULTHARD (Williams FW17 Renault)	G. BERGER (Ferrari 412T2)
1996	M. SCHUMACHER (Ferrari F310)	J. VILLENEUVE (Williams FW18 Renault)	M. SCHUMACHER (Ferrari F310)
1997	D. COULTHARD (McLaren MP4/12 Mercedes)	J. ALESI (Benetton B197 Renault)	D. COULTHARD (McLaren MP4/12 Mercedes)
1998	M. SCHUMACHER (Ferrari F300)	M. SCHUMACHER (Ferrari F300)	M. HAKKINEN (McLaren MP4/13 Mercedes)
1999	H.H. FRENTZEN (Jordan 199/5 Mugen Honda)	M. HAKKINEN (McLaren MP4/14/5 Mercedes)	R. SCHUMACHER (Williams FW21/5 Supertech)
2000	M. SCHUMACHER (Ferrari F1-2000/205)	M. SCHUMACHER (Ferrari F1-2000/205)	M. HAKKINEN (McLaren MP4/15/5 Mercedes)
2001	J. P. MONTOYA (Williams FW23/8 Bmw)	J. P. MONTOYA (Williams FW23/8 Bmw)	R. SCHUMACHER (Williams FW23/7 Bmw)
2002	R. BARRICHELLO (Ferrari F2002/224)	J. P. MONTOYA (Williams FW24/05 Bmw)	R. BARRICHELLO (Ferrari F2002/224)



ITALIAN GRAND PRIX: WIN, POLE & FASTEST LAP 1921-2017

YEAR	WINNER	POLE	FASTEST LAP
2003	M. SCHUMACHER (Ferrari F2003 GA/229)	M. SCHUMACHER (Ferrari F2003 GA/229)	M. SCHUMACHER (Ferrari F2003 GA/229)
2004	R. BARRICHELLO (Ferrari F2004/239)	R. BARRICHELLO (Ferrari F2004/239)	R. BARRICHELLO (Ferrari F2004/239)
2005	J. P. MONTOYA (McLaren MP4/20- 07 Mercedes)	J. P. MONTOYA (McLaren MP4/20- 07 Mercedes)	K. RAIKKONEN (McLaren MP4/20- 07 Mercedes)
2006	M. SCHUMACHER (Ferrari F1 248/255)	K. RAIKKONEN (McLaren MP4/21-05)	K. RAIKKONEN (McLaren MP4/21-05)
2007	F. ALONSO (McLaren MP4/22-06 Mercedes)	F. ALONSO (McLaren MP4/22-06 Mercedes)	F. ALONSO (McLaren MP4/22-06 Mercedes)
2008	S. VETTEL (Toro Rosso STR03-03 Ferrari)	S. VETTEL (Toro Rosso STR03-03 Ferrari)	K. RAIKKONEN (Ferrari F2008/269)
2009	R. BARRICHELLO (Brawn BGP001/01 Mercedes)	L. HAMILTON (McLaren MP4/24-04 Mercedes)	A. SUTIL (Force India VJM02/01 Mercedes)
2010	F. ALONSO (Ferrari F10/285)	F. ALONSO (Ferrari F10/285)	F. ALONSO (Ferrari F10/285)
2011	S. VETTEL (RedBull RB7/3 Renault)	S. VETTEL (RedBull RB7/3 Renault)	L. HAMILTON (McLaren MP4/26-01 Mercedes)
2012	L. HAMILTON (McLaren MP4/27 Mercedes)	L. HAMILTON (McLaren MP4/27 Mercedes)	N. ROSBERG (Mercedes F1 W03)
2013	S. VETTEL (RedBull RB9 Renault)	S. VETTEL (RedBull RB9 Renault)	L. HAMILTON (McLaren MP4/28 Mercedes)
2014	L. HAMILTON (Mercedes F1 W05)	L. HAMILTON (Mercedes F1 W05)	L. HAMILTON (Mercedes F1 W05)
2015	L. HAMILTON (Mercedes F1 W06)	L. HAMILTON (Mercedes F1 W06)	L. HAMILTON (Mercedes F1 W06)
2016	N. ROSBERG (Mercedes F1 W07)	L. HAMILTON (Mercedes F1 W07)	F. ALONSO (McLaren MP4-31)
2017	L. HAMILTON (Mercedes F1 W08)	L. HAMILTON (Mercedes F1 W08)	D. RICCIARDO (Red Bull RB13)



THE PODIUM OF THE ITALIAN GRAND PRIX 1921-2017

YEAR	CIRCUIT	WINNER	2ND	3RD	START	CLASSIFIED
1921	BRESCIA (30 laps - 512 km)	J. GOUX (Ballot 3L)	J. CHASSOGNE (Ballot 3L)	L. WAGNER (Fiat 802)	6	3
1922	MONZA (80 laps x 10 km)	P. BORDINO (Fiat 804)	F. NAZZARO (Fiat 804)	P. DE VIZCAYA (Bugatti 30)	6	3
1923	MONZA (80 laps x 10 km)	C. SALAMANO (Fiat 805/405)	F. NAZZARO (Fiat 805)	MURPHY (Miller 122)	14	4
1924	MONZA (80 laps x 10 km)	Antonio ASCARI (Alfa Romeo P2 8C/2000)	L. WAGNER (Alfa Romeo P2 8C/2000)	G. CAMPARI (Alfa Romeo P2 8C/2000)	12	4
1925	MONZA (80 laps x 10 km)	G. BRILLI-PERI (Alfa Romeo P2)	G. CAMPARI (Alfa Romeo P2)	M. COSTANTINI (Bugatti 39)	16	8
1926	MONZA (60 laps x 10 km)	L. CHARAVEL (Bugatti 39A)	M. COSTANTINI (Bugatti 39A)	J. GOUX (Bugatti 39A)	16	2
1927	MONZA (50 laps x 10 km)	R. BENOIST (Delage 155B)	G. MORANDI (OM 865)	E. COOPER/P. KREIS (Miller 91)	6	6
1928	MONZA (60 laps x 10 km)	L. CHIRON (Bugatti 37A)	A. VARZI/G. CAMPARI (Alfa Romeo P2)	T. NUVOLARI (Bugatti 35C)	22	8
1930	MONZA (35 laps x 6,861 km)	A. VARZI (Maserati 8C-2500)	L. ARCANGELI (Maserati 8C-2500)	E. MASERATI (Maserati 16C-4000)	15	10
1931	MONZA (155 laps x 6,861 km 10 hours)	G. CAMPARI/ T. NUVOLARI (Alfa Romeo 8C/2300)	F. MINOJA/ B. BORZACCHINI (Alfa Romeo 8C/2300)	A. DIVO/ G. BOURIAT (Bugatti T51)	32	16
1932	MONZA (83 laps x 6,861 km 5 hours)	T. NUVOLARI (Alfa Romeo 8C/2600)	L. FAGIOLI (Maserati 16C/5000)	B. BORZACCHINI/ R. CARACCIOLA (Alfa Romeo 8C/2300)	16	11
1933	MONZA (50 laps x 6,861 km)	L. FAGIOLI (Alfa-Romeo 8C-2600)	T. NUVOLARI (Maserati 8CM)	G. ZEHENDER (Maserati 8CM)	20	13
1934	MONZA (166 laps x 4,310 km)	R. CARACCIOLA/ L. FAGIOLI (Mercedes-Benz W25)	H. STUCK/ E. LEININGEN (Auto Union A)	C.F. TROSSI/ G. COMOTTI (Alfa Romeo P3)	16	14
1935	MONZA (73 laps x 6,890 km)	H. STUCK (Auto Union B)	R. DREYFUS/ T. NUVOLARI (Alfa Romeo P3)	P. PIETSCH/ B. ROSEMEYER (Auto Union B)	17	5
1936	MONZA (72 laps x 6,890 km)	B. ROSEMEYER (Auto Union C)	T. NUVOLARI (Alfa Romeo 12C-36)	E. DELIUS (Auto Union C)	12	7
1937	LIVORNO (50 laps x 6,890 km)	R. CARACCIOLA (Mercedes-Benz W125)	H. LANG (Mercedes-Benz W125)	B. ROSEMEYER (Auto Union C)	15	10
1938	MONZA (60 laps x 6,890 km)	T. NUVOLARI (Auto Union D)	G. FARINA (Alfa Romeo 16C-316)	R. CARACCIOLA/ BRAUCHITSCH (Mercedes-Benz W154)	17	5



THE PODIUM OF THE ITALIAN GRAND PRIX 1921-2017

YEAR	CIRCUIT	WINNER	2ND	3RD	START	CLASSIFIED
1947	MILANO (100 laps x 3,447 km)	C.F. TROSSI (Alfa Romeo 158)	A. VARZI (Alfa Romeo 158)	C. SANESI (Alfa Romeo 158)	21	9
1948	TORINO (75 laps x 4,801 km)	J.P. WIMILLE (Alfa Romeo 158)	G. VILLORESI (Maserati 4CLT/48)	R. SOMMER (Ferrari 125)	20	11
1949	MONZA (80 laps x 6,300 km)	Alberto ASCARI (Ferrari 125)	P. ETANCELIN (Talbot-Lago T26 C)	B. BIRA (Maserati 4CLT/48)	24	9
1950	MONZA (80 laps x 6,300 km)	G. FARINA (Alfa Romeo 158)	D. SERAFINI/ AI. ASCARI (Ferrari 375)	U. FAGIOLI (Alfa Romeo 158)	27	7
1951	MONZA (80 laps x 6,300 km)	Alberto ASCARI (Ferrari 375)	J. F. GONZALES (Ferrari 375)	F. BONETTO/ G. FARINA (Alfa Romeo 159)	20	9
1952	MONZA (80 laps x 6,300 km)	Alberto ASCARI (Ferrari 500)	J. F. GONZALES (Maserati A6GCM)	L. VILLORESI (Ferrari 500)	24	15
1953	MONZA (80 laps x 6,300 km)	J. M. FANGIO (Maserati A6GCM)	G. FARINA (Ferrari 500)	L. VILLORESI (Ferrari 500)	30	16
1954	MONZA (80 laps x 6,300 km)	J. M. FANGIO (Mercedes-Benz W196)	M. HAWTHORN (Ferrari 625)	J. F. GONZALES/ U. MAGLIOLI (Ferrari 625)	20	11
1955	MONZA (50 laps x 10 km)	J. M. FANGIO (Mercedes-Benz W196)	P. TARUFFI (Mercedes-Benz W196)	E. CASTELLOTTI (Ferrari 555)	20	9
1956	MONZA (50 laps x 10 km)	S. MOSS (Maserati 250F)	P. COLLINS/ J.M. FANGIO (Lancia-Ferrari D50)	R. FLOCKHART (Connaught B7)	24	11
1957	MONZA (87 laps x 5,750 km)	S. MOSS (Vanwall VW5)	J. M. FANGIO (Maserati 250F)	W. VON TRIPS (Lancia-Ferrari D50)	18	11
1958	MONZA (70 laps x 5750 km)	T. BROOKS (Vanwall VW5)	M. HAWTHORN (Ferrari Dino 246)	P. HILL (Ferrari Dino 246)	21	7
1959	MONZA (72 laps x 5,750 km)	S. MOSS (Cooper T51-Climax)	P. HILL (Ferrari Dino 246)	J. BRABHAM (Cooper-Climax T45)	21	15
1960	MONZA (50 laps x 10 km)	P. HILL (Ferrari 246)	R. GINTHER (Ferrari 246)	W. MAIRESSE (Ferrari 246)	16	10
1961	MONZA (43 laps x 10 km)	P. HILL (Ferrari 156)	D. GURNEY (Porsche 718)	B. McLAREN (Cooper-Climax T55)	32	12
1962	MONZA (86 laps x 5,750 km)	G. HILL (BRM P578)	R. GINTHER (BRM P578)	B. McLAREN (Cooper T70-Climax)	21	12



THE PODIUM OF THE ITALIAN GRAND PRIX 1921-2017

YEAR	CIRCUIT	WINNER	2ND	3RD	START	CLASSIFIED
1963	MONZA (86 laps x 5,750 km)	J. CLARK (Lotus 25-Climax)	R. GINTHER (BRM P578)	B. McLAREN (Cooper T66-Climax)	20	16
1964	MONZA (78 laps x 5,750 km)	J. SURTEES (Ferrari 158)	B. McLAREN (Cooper T73-Climax)	L. BANDINI (Ferrari 158)	20	13
1965	MONZA (76 laps x 5,750 km)	J. STEWART (BRM P261)	G. HILL (BRM P261)	D. GURNEY (Brabham BT11-Climax)	23	14
1966	MONZA (68 laps x 5,750 km)	L. SCARFIOTTI (Ferrari 312)	M. PARKES (Ferrari 312)	D. HULME (Brabham BT20-Repco)	20	10
1967	MONZA (68 laps x 5,750 km)	J. SURTEES (Honda RA300)	J. BRABHAM (Brabham BT24 Repco)	J. CLARK (Lotus 49 Ford)	18	7
1968	MONZA (68 laps x 5,750 km)	D. HULME (McLaren M7A Ford)	J. SERVOZ-GAVIN (Matra MS10 Ford)	J. ICKX (Ferrari 312)	20	6
1969	MONZA (68 laps x 5,750 km)	J. STEWART (Matra MS80 Ford)	J. RINDT (Lotus 49B Ford)	J. P. BELTOISE (Matra MS80 Ford)	15	7
1970	MONZA (68 laps x 5,750 km)	C. REGAZZONI (Ferrari 312B)	J. STEWART (March 701 Ford)	J. P. BELTOISE (Matra-Simca MS120)	20	9
1971	MONZA (68 laps x 5,750 km)	P. GETHIN (BRM P160)	R. PETERSON (March 711 Ford)	F. CEVERT (Tyrrell 002 Ford)	23	10
1972	MONZA (55 laps x 5,775 km)	E. FITTIPALDI (Lotus 72D Ford)	M. HAILWOOD (Surtess TS9B Ford)	D. HULME (McLaren M19C Ford)	25	13
1973	MONZA (55 laps x 5,775 km)	R. PETERSON (Lotus 72D Ford)	E. FITTIPALDI (Lotus 72D Ford)	P. REVSON (McLaren M23 Ford)	24	15
1974	MONZA (52 laps x 5,780 km)	R. PETERSON (Lotus 72E Ford)	E. FITTIPALDI (McLaren M23 Ford)	J. SCHECKTER (Tyrrell 007 Ford)	25	11
1975	MONZA (52 laps x 5,780 km)	C. REGAZZONI (Ferrari 312 T)	E. FITTIPALDI (McLaren M23 Ford)	N. LAUDA (Ferrari 312 T)	26	14
1976	MONZA (52 laps x 5,800 km)	R. PETERSON (March 761)	C. REGAZZONI (Ferrari 312 T2)	J. LAFFITE (Ligier JS5 Matra)	26	19
1977	MONZA (52 laps x 5,800 km)	Mario ANDRETTI (Lotus 78 Ford)	N. LAUDA (Ferrari 312 T2)	A. JONES (Shadow DN8 Ford)	24	9
1978	MONZA (52 laps x 5,800 km)	N. LAUDA (Brabham BT46 Alfa Romeo)	J. WATSON (Brabham BT46 Alfa Romeo)	C. REUTEMANN (Ferrari 312 T3)	24	15
1979	MONZA (50 laps x 5,800 km)	J. SCHECKTER (Ferrari 312 T4)	J. VILLENEUVE (Ferrari 312 T4)	C. REGAZZONI (Willimas FW07 Ford)	24	14
1980	IMOLA (60 laps x 5 km)	N. PIQUET (Brabham BT49 Ford)	A. JONES (Williams FW07B Ford)	C. REUTEMANN (Williams FW07B Ford)	24	12



THE PODIUM OF THE ITALIAN GRAND PRIX 1921-2017

YEAR	CIRCUIT	WINNER	2ND	3RD	START	CLASSIFIED
1981	MONZA (52 laps x 5,800 km)	A. PROST (Renault RE30)	A. JONES (Williams FW07C Ford)	C. REUTEMANN (Williams FW07C Ford)	24	10
1982	MONZA (52 laps x 5,800 km)	R. ARNOUX (Renault RE30B)	P. TAMBAY (Ferrari 126C2)	Mario ANDRETTI (Ferrari 126C2)	26	12
1983	MONZA (52 laps x 5,800 km)	N. PIQUET (Brabham BT52B BMW)	R. ARNOUX (Ferrari 126C3)	E. CHEEVER (Renault RE40)	26	13
1984	MONZA (51 laps x 5,800 km)	N. LAUDA (McLaren MP4/2 TAG)	M. ALBORETO (Ferrari 126C4)	R. PATRESE (Alfa Romeo 184T)	25	10
1985	MONZA (51 laps x 5,800 km)	A. PROST (McLaren MP4/2B TAG)	N. PIQUET (Brabham BT54 BMW)	A. SENNA (Lotus 97T Renault)	26	13
1986	MONZA (51 laps x 5,800 km)	N. PIQUET (Williams FW11 Honda)	N. MANSELL (Williams FW11 Honda)	S. JOHANSSON (Ferrari F186)	27	11
1987	MONZA (50 laps x 5,800 km)	N. PIQUET (Williams FW11B Honda)	A. SENNA (Lotus 99T Honda)	N. MANSELL (Williams FW11B Honda)	26	16
1988	MONZA (51 laps x 5,800 km)	G. BERGER (Ferrari F187/88C)	M. ALBORETO (Ferrari F187/88C)	E. CHEEVER (Arrows A10B Megatron)	26	13
1989	MONZA (53 laps x 5,800 km)	A. PROST (McLaren MP4/5 Honda)	G. BERGER (Ferrari 640)	T. BOUTSEN (Williams FW12C Renault)	26	11
1990	MONZA (53 laps x 5,800 km)	A. SENNA (McLaren MP4/5B Honda)	A. PROST (Ferrari 641)	G. BERGER (McLaren MP4/5B Honda)	26	13
1991	MONZA (53 laps x 5,800 km)	N. MANSELL (Williams FW14 Renault)	A. SENNA (McLaren MP4/6 Honda)	A. PROST (Ferrari 643)	26	16
1992	MONZA (53 laps x 5,800 km)	A. SENNA (McLaren MP4/7A Honda)	M. BRUNDLE (Benetton B192 Ford)	M. SCHUMACHER (Benetton B192 Ford)	26	11
1993	MONZA (53 laps x 5,800 km)	D. HILL (Williams FW15C Renault)	J. ALESI (Ferrari F93A)	Michael ANDRETTI (McLaren MP4/8 Ford)	26	14
1994	MONZA (53 laps x 5,800 km)	D. HILL (Williams FW16B Renault)	G. BERGER (Ferrari 412T1B)	M. HAKKINEN (McLaren MP4/9 Peugeot)	26	10
1995	MONZA (53 laps x 5,770 km)	J. HERBERT (Benetton B195 Renault)	M. HAKKINEN (McLaren MP4/10B Mercedes)	H.H. FRENTZEN (Sauber C14 Ford)	24	10
1996	MONZA (53 laps x 5,770 km)	M. SCHUMACHER (Ferrari F310)	J. ALESI (Benetton B196 Renault)	M. HAKKINEN (McLaren MP4/11 Mercedes)	21	10
1997	MONZA (53 laps x 5,770 km)	D. COULTHARD (McLaren MB4/12 Mercedes)	J. ALESI (Benetton B197 Renault)	H.H. FRENTZEN (Williams FW19 Renault)	22	14
1998	MONZA (53 laps x 5,770 km)	M. SCHUMACHER (Ferrari F300)	E. IRVINE (Ferrari F300)	R. SCHUMACHER (Jordan 198 Mugen Honda)	22	13



THE PODIUM OF THE ITALIAN GRAND PRIX 1921-2017

YEAR	CIRCUIT	WINNER	2ND	3RD	START	CLASSIFIED
1999	MONZA (53 laps x 5,770 km)	H. H. FRENTZEN (Jordan 199/5 Mugen Honda)	R. SCHUMACHER (Willimas FW21/6 Supertec)	M. SALO (Ferrari F399/195)	22	11
2000	MONZA (53 laps x 5,793 km)	M. SCHUMACHER (Ferrari F1-2000/205)	M. HAKKINEN (McLaren MP4/15-4 Mercedes)	R. SCHUMACHER (Williams FW 22/2 Bmw)	22	12
2001	MONZA (53 laps x 5,793 km)	J. P. MONTOYA (Williams FW23/8 Bmw)	R. BARRICHELLO (Ferrari F2001/206)	R. SCHUMACHER (Williams FW23/7 Bmw)	22	13
2002	MONZA (53 laps x 5,793 km)	R. BARRICHELLO (Ferrari F2002/224)	M. SCHUMACHER (Ferrari F2002/224)	E. IRVINE (Jaguar R3/05 Cosworth)	20	13
2003	MONZA (53 laps x 5,793 km)	M. SCHUMACHER (Ferrari F2003 GA/229)	J. P. MONTOYA (Williams FW25/05 Bmw)	R. BARRICHELLO (Ferrari F2003 GA/233)	20	13
2004	MONZA (53 laps x 5,793 km)	R. BARRICHELLO (Ferrari F2004/239)	M. SCHUMACHER (Ferrari F2004/240)	J. BUTTON (BAR Honda 006/05)	20	15
2005	MONZA (53 laps x 5,793 km)	J. P. MONTOYA (McLaren MP4/20- 07 Mercedes)	F. ALONSO (Renault R23/07)	G. FISICHELLA (Renault R25/06)	20	20
2006	MONZA (53 laps x 5,793 km)	M. SCHUMACHER (Ferrari F1 248/255)	K. RAIKKONEN (McLaren MP4/21-05)	R. KUBICA (Bmw Sauber F1.06/05)	22	17
2007	MONZA (53 laps x 5,793 km)	F. ALONSO (McLaren MP4/22-06 Mercedes)	L. HAMILTON (McLaren MP4/22-01 Mercedes)	K. RAIKKONEN (Ferrari F2007/262)	22	20
2008	MONZA (53 laps x 5,793 km)	S. VETTEL (Toro Rosso STR03-03 Ferrari)	H. KOVALAINEN (McLaren MP4/23-05 Mercedes)	R. KUBICA (Bmw Sauber F1.09/05)	20	19
2009	MONZA (53 laps x 5,793 km)	R. BARRICHELLO (Brawn BGP001/01 Mercedes)	J. BUTTON (Brawn BGP001/02 Mercedes)	K. RAIKKONEN (Ferrari F60/279)	20	16
2010	MONZA (53 laps x 5,793 km)	F. ALONSO (Ferrari F10/285)	J. BUTTON (McLaren MP4/25-03 Mercedes)	F. MASSA (Ferrari F10/284)	24	20
2011	MONZA (53 laps x 5,793 km)	S. VETTEL (RedBull RB7/3 Renault)	J. BUTTON (McLaren MP4/26-04 Mercedes)	F. ALONSO (Ferrari 150 Italia/290)	24	15
2012	MONZA (53 laps x 5,793 km)	L. HAMILTON (McLaren MP4/27 Mercedes)	S. PEREZ (Sauber C31 Ferrari)	F. ALONSO (Ferrari F2012)	24	22
2013	MONZA (53 laps x 5,793 km)	S. VETTEL (RedBull RB9 Renault)	F. ALONSO (Ferrari)	M. WEBBER (RedBull RB9 Renault)	22	20
2014	MONZA (53 laps x 5,793 km)	L. HAMILTON (Mercedes F1 W05)	N. ROSBERG (Mercedes F1 W05)	F. MASSA (Williams FW36)	22	20
2015	MONZA (53 laps x 5,793 km)	L. HAMILTON (Mercedes F1 W06)	S. VETTEL (Ferrari SF15-T)	F. MASSA (Williams FW37)	20	18
2016	MONZA (53 laps x 5,793 km)	N. ROSBERG (Mercedes F1 W07)	L. HAMILTON (Mercedes F1 W07)	S. VETTEL (Ferrari SF16-H)	22	18
2017	MONZA (53 laps x 5,793 km)	L. HAMILTON (Mercedes F1 W08)	V. BOTTAS (Mercedes F1 W08)	S. VETTEL (Ferrari SF70-H)	20	18



DRIVERS' PRESENCES AT THE ITALIAN GRAND PRIX

	DRIVER	TOT	BEST RACE RESULT	BEST QUALIFYING RESULT
44	Lewis HAMILTON	11	2012 - 1° - McLaren 2014/2015/2017 - 1° - Mercedes	2009/2012 - 1° - McLaren 2014/2015/2016/2017 - 1° - Mercedes
77	Valtteri BOTTAS	5	2014/2015 - 4° - Williams	2014 - 3° - Williams
5	Sebastian VETTEL	11	2008 - 1° - Toro Rosso 2011/2013 - 1° - Red Bull	2008 - 1° - Toro Rosso 2011/2013 - 1° - Red Bull
7	Kimi RAIKKONEN	15	2006 - 2° - McLaren	2006 - 1° - McLaren
3	Daniel RICCIARDO	7	2017 - 4° - Red Bull	2017 - 3° - Red Bull
33	Max VERSTAPPEN	3	2016 - 7° - Red Bull	2017 - 2° - Red Bull
11	Sergio PEREZ	8	2012 - 2° - Sauber	2015 - 7° - Force India
31	Esteban OCON	2	2017 - 6° - Force India	2017 - 5° - Force India
18	Lance STROLL	1	2017 - 7° - Williams	2017 - 4° - Williams
35	Sergey SIROTKIN	-	-	-
27	Nico HULKENBERG	7	2013 - 5° - Sauber	2013 - 3° - Sauber
55	Carlos SAINZ	3	2015 - 11° - Toro Rosso	2015 - 13° - Toro Rosso
28	Brendon HARTLEY	-	-	-
10	Pierre GASLY	-	-	-
8	Romain GROSJEAN	6	2013 - 8° - Lotus	2015 - 8° - Lotus
20	Kevin MAGNUSSEN	2	2017 - 11° - Haas	2017 - 16° - Haas
14	Fernando ALONSO	16	2007 - 1° - McLaren 2010 - 1° - Ferrari	2007 - 1° - McLaren 2010 - 1° - Ferrari
2	Stoffel VANDORNE	1	2017 - NC - McLaren	2017 - 10° - McLaren
9	Marcus ERICSSON	3	2015 - 9° - Sauber	2015 - 10° - Sauber
16	Charles LECLERC	-	-	-



TEAMS' PRESENCES AT THE ITALIAN GRAND PRIX 1921-2017

TEAM	GP	1st	2nd	3rd	POLE	FASTEST LAP
FERRARI	69	18	26	23	19	19
McLAREN	50	10	9	5	11	12
WILLIAMS	42	6	5	10	6	9
TYRRELL	28	-	2	-	-	1
LIGIER - PROST	26	-	1	1	-	-
ARROW - FOOTWORK	23	-	1	-	-	-
SAUBER	24	-	3	2	-	-
BENETTON	21	1	3	1	2	1
MINARDI	21	-	-	-	-	-
RENAULT	20	2	1	2	3	1
JORDAN	15	1	1	-	-	-
RED BULL RACING	13	2	-	1	2	1
SCUDERIA TORO ROSSO	12	1	-	-	1	-
FORCE INDIA	10	-	-	-	-	1
HONDA	8	1	-	-	1	-
TOYOTA	8	-	-	-	-	-
BAR	7	-	-	1	-	-
MERCEDES AMG PETRONAS	8	4	3	-	4	4
MANOR RACING MRT	6	-	-	-	-	-
JAGUAR	5	-	-	1	-	-
LOTUS F1 TEAM	5	-	-	-	-	-
CATERHAM	3	-	-	-	-	-
SUPER AGURI	2	-	-	-	-	-
HRT F1 TEAM	2	-	-	-	-	-
VIRGIN RACING	2	-	-	-	-	-
BAR - HONDA	1	-	-	-	-	-
BRAWN GP	1	1	1	-	-	-
HAAS F1 TEAM	2	-	-	-	-	-
MF1 RACING	1	-	-	-	-	-
SPYKER	1	-	-	-	-	-

Other Italian Grand Prix Winners

ALFA ROMEO (1924, 1925, 1931, 1932, 1933, 1947, 1948, 1949, 1950), LOTUS (1963, 1972, 1973, 1974, 1977), MERCEDES-BENZ (1934, 1937, 1954, 1955); AUTO UNION (1935, 1936, 1938), BRABHAM (1978, 1980, 1983), BRM (1962, 1965, 1971), FIAT (1922, 1923), BUGATTI (1926, 1928), MASERATI (1953, 1956), VANWALL (1957, 1958), COOPER-CLIMAX (1959), MATRA-FORD (1969), MARCH (1976), BALLOT (1921), DELAGE (1927)



F1 ITALIAN GRAND PRIX RACE RECORDS

Description	Record	Year - Details
Fewest retirements	0	2005 - 20 starters, 20 finishers
Most overtakes for the lead	40	1965
Smallest winning margin	0.01 sec	1971 - Peter Gethin (BRM) from Ronnie Peterson (March-Ford)
Highest average race speed (winner)	247,585 km/h	2003 - Michael Schumacher (Ferrari)
Highest average lap speed (in practices)	262,242 km/h	2004 - Juan Pablo Montoya (Williams-BMW)
Highest average lap speed (pole position)	260,395 km/h	2004 - Rubens Barrichello (Ferrari)
Highest top speed	372,2 km/h	2005 - Juan Pablo Montoya (Williams-BMW)
Shortest race without a red flag	1h14m19.838	2003



2017 FIA F1 ITALIAN GRAND PRIX QUALIFYING CLASSIFICATION

POS	NUM	DRIVER	TEAM	Q1	Q2	Q3
1	44	Lewis Hamilton	Mercedes	1:36.009	1:34.660	1:35.554
2	33	Max Verstappen	Red Bull Racing Tag Heuer	1:37.344	1:36.113	1:36.702
3	3	Daniel Ricciardo	Red Bull Racing Tag Heuer	1:38.304	1:37.313	1:36.841
4	18	Lance Stroll	Williams Mercedes	1:37.653	1:37.002	1:37.032
5	31	Esteban Ocon	Force India Mercedes	1:38.775	1:37.580	1:37.719
6	77	Valtteri Bottas	Mercedes	1:35.716	1:35.396	1:37.833
7	7	Kimi Räikkönen	Ferrari	1:38.235	1:37.031	1:37.987
8	5	Sebastian Vettel	Ferrari	1:37.198	1:36.223	1:38.064
9	19	Felipe Massa	Williams Mercedes	1:38.338	1:37.456	1:38.251
10	2	Stoffel Vandoorne	McLaren Honda	1:38.767	1:37.471	1:39.157
11	11	Sergio Perez	Force India Mercedes	1:38.511	1:37.582	
12	27	Nico Hulkenberg	Renault	1:39.242	1:38.059	
13	14	Fernando Alonso	McLaren Honda	1:39.134	1:38.202	
14	26	Daniil Kvyat	Toro Rosso	1:39.183	1:38.245	
15	55	Carlos Sainz	Toro Rosso	1:39.788	1:38.526	
16	20	Kevin Magnussen	Haas Ferrari	1:40.489		
17	30	Jolyon Palmer	Renault	1:40.646		
18	9	Marcus Ericsson	Sauber Ferrari	1:41.732		
19	94	Pascal Wehrlein	Sauber Ferrari	1:41.875		
NC	8	Romain Grosjean	Haas Ferrari	1:43.355		



2017 FIA F1 ITALIAN GRAND PRIX RACE CLASSIFICATION

POS	NUM	DRIVER	TEAM/CAR	TIME/GAP	POINTS
1	44	Lewis Hamilton	Mercedes	53 laps in 1:15:32.312	25
2	77	Valtteri Bottas	Mercedes	+4.471s	18
3	5	Sebastian Vettel	Ferrari	+36.317s	15
4	3	Daniel Ricciardo	Red Bull Racing Tag Heuer	+40.335s	12
5	7	Kimi Räikkönen	Ferrari	+60.082s	10
6	31	Esteban Ocon	Force India Mercedes	+71.528s	8
7	18	Lance Stroll	Williams Mercedes	+74.156s	6
8	19	Felipe Massa	Williams Mercedes	+74.834s	4
9	11	Sergio Perez	Force India Mercedes	+75.276s	2
10	33	Max Verstappen	Red Bull Racing Tag Heuer	+1 lap	1
11	20	Kevin Magnussen	Haas Ferrari	+1 lap	0
12	26	Daniil Kvyat	Toro Rosso	+1 lap	0
13	27	Nico Hulkenberg	Renault	+1 lap	0
14	55	Carlos Sainz	Toro Rosso	+1 lap	0
15	8	Romain Grosjean	Haas Ferrari	+1 lap	0
16	94	Pascal Wehrlein	Sauber Ferrari	+2 laps	0
17	14	Fernando Alonso	McLaren Honda	DNF	0
18	9	Marcus Ericsson	Sauber Ferrari	DNF	0
NC	2	Stoffel Vandoorne	McLaren Honda	DNF	0
NC	30	Jolyon Palmer	Renault	DNF	0

FASTEST LAP

Daniel Ricciardo	Red Bull Racing Tag Heuer	1:23.361 on lap 49
------------------	---------------------------	--------------------



ATTENDANCE FROM 2005

	2005	2006	2007	2008	2009	2010	2011	2012	2013	2014	2015	2016	2017
Thursday					2.000*	3.000*	4.000*	4.000*	4.000*	4.000*	4.500*	11.000*	12.000
Friday	12.000	15.000	15.000	12.000	10.000	15.000	20.000	20.000	21.000	20.000	21.000	22.000	34.000
Saturday	25.000	30.000	35.000	30.000	25.000	30.000	32.000	30.000	45.000	40.000	43.000	45.000	46.000
Sunday	60.000	80.000	95.000	90.000	75.000	85.000	90.000	90.000	90.000	80.000	80.000	60.000	93.000
Total	97.000	125.000	145.000	132.000	112.000	133.000	146.000	144.000	160.000	144.000	154.000**	140.000	185.000

* Thursday "Walk about" + "Drivers' Autograph Session" spectators

** Included 5.500 Personnel, Invited Guests, etc.



USEFUL NUMBERS

EMERGENCY

European Emergency number (Carabineers - Police - First Aid) 112
ACI Road Assistance 803.116

MONZA

Town Hall (www.comune.monza.it) (+39) 039 23721
Police Station (+39) 039 24101
Carabineers Station (+39) 039 323324
S. Gerardo Hospital (+39) 039 2332225
Radio Taxi Monza (+39) 039 36379
Camping (+39) 3394458573

MILANO HOSPITALS

C.T.O. (+39) 02 57991
Maggiore (Policlinico) (+39) 02 5503
Niguarda (+39) 02 64441
San Carlo (+39) 02 40221
San Raffaele (+39) 02 26431
Fatebenefratelli (+39) 02 63631
Gaetano Pini (+39) 02 58296223
Luigi Sacco (+39) 02 39041
San Paolo (+39) 02 81841

AIRPORTS

Malpensa Call Center (www.seamilano.eu) (+39) 02 232323
Linate Call Center (www.seamilano.eu) (+39) 02 74852200
Orio al Serio (www.sacbo.it) (+39) 035 326323

RAILWAY STATIONS

Call Center (www.trenitalia.it) 800 892021



THE AUTODROME INSTALLATIONS

The Monza autodrome, the biggest motor sports centre in Italy and one of the most complete and famous in the world, consists of:

- 3 tracks: the Grand Prix Track, 5,793 m long, the Junior Track, floodlit for evening races, 2,405 m long, the Speed Track with banked curves for record attempts and technical tests, 4,250 m long.
- fixed stands of 56,296 seats; seats on tiers 17,578; infield seats 118,865. In all 192,739 seats.
- pit complex, including, besides the 60 pits, rooms for race control, time keeping and the press office and other services, technical and organizational services, hospitality rooms.
- medical centre with emergency heliport.
- public relations and services buildings.
- olympic swimming pool 50 x 18 m, with facilities.
- international campsite with a capacity of 600 people, with facilities.
- car model track.





AUTODROMO NAZIONALE MONZA HISTORY

The Autodromo Nazionale Monza has been the third permanent installation built in the world after Brooklands in England (1907) and Indianapolis in America (1909). It has always been the most important Italian autodrome and one of the most prestigious places for motor events internationally.

Indeed, during its more than 90 years of activity, it has hosted 78 editions of the Italian Grand Prix, 40 editions of the motorcycle Grand Prix of Nations and 37 editions of "1000 Kms di Monza" (Filippo Caracciolo Trophy) for Sport Prototype cars.

The construction of the Monza autodrome was decided in January 1922 by the Automobile Club of Milan to satisfy the request of the Italian car industry involved in sporting activities, and to celebrate the 25th anniversary of the Club's founding which happened, in an embryonic form, in 1897 (the official founding was in 1903).

The project was supported by the president of the Automobile Club of Milan senator Silvio Crespi and by its director Arturo Mercanti, who assigned the job to architect Alfredo Rosselli. Work began on May 15th 1922 and was completed in the record time of 110 days: 3500 workers were employed for the construction of the autodrome with 200 wagons, 30 lorries and a narrow-gauge railway 5 kilometres long.

The circuit included a high-speed loop 4.5 kilometres long featuring two banked curves linked by two straights, each 1070 metres long. The two curves lay on an embankment rising 2.6 metres above the ground. These curves had a radius of 320 metres and made a theoretical top speed of 180-190 kilometres per hour possible. The road track was 5.5 kilometres long, with a maximum roadbed width of 12 metres. The two straights intersected on two levels in the Serraglio zone.

The public was received in the central grandstand (3000 seats), in six side stands entirely built of wood and masonry (1000 seats each), and in some stands along the track.

After the autodrome's official opening on September 3rd 1922, with a race run with Voiturettes won by Pietro Bordino on a racing model Fiat 501, on September 10th the 2nd Italian Grand Prix took place, won again by Bordino on a Fiat 804. The 1st Italian Grand Prix had taken place the year before at the Montichiari circuit, near Brescia, still organized by the Automobile Club of Milan.

All the events were run on the full 10-kilometre track until 1928, when the Grand Prix was temporarily suspended for two years, due to the serious accident occurred to Materassi (cars competed only in the Monza Grand Prix, run on the highspeed loop).





AUTODROMO NAZIONALE MONZA HISTORY

The Italian Grand Prix was run again in 1931 on the so-called "Florio circuit" (6800 metres), which made use only of the road track and the banked curve on the south. The full circuit was used again in the following two years.

From 1934 to 1938 an extensive program of modifications to the racing facilities was put into effect: two banked curves of "highspeed" were pulled down, the central straight was shifted westward and linked to the grandstand straight by two bends, called the "porphyry bends" due to the stone paving applied. Moreover, new pits and service buildings and a new grandstand were built. The new track measured 6300 metres and could be used only from 1948 when the autodrome resumed its activities after the war.

In 1955, the high-speed loop was put back in use. This track was 4250 metres long with banked curves with superelevation with slope increasing progressively to 80% in the top band. The curves were built on reinforced concrete structures instead of on an earth embankment as originally, and were calculated for theoretical top speeds of approx. 285 kilometres per hour. The road track's length was reduced to 5750 metres and the two "porphyry" bends were replaced by a curve with a single pitch that was called the "parabolic" due to its increasing radius toward the exit. Other improvements and enlargements were made to the service buildings.

In 1959, a track link was created connecting the grandstand straight with the central straight. This link, together with the "parabolic" curve, gave rise to the Junior track (2405 metres long). In 1961, a vast plan for safety works was put into effect, including the adoption of reinforced fences and guard-rails. After the construction, in 1962, of the pavilion to house motor cars and vehicles of historical interest, in 1963 the pit area was entirely rebuilt according to more rational and modern standards, with a new 3-storey building for race control officials.





AUTODROMO NAZIONALE MONZA HISTORY

To reduce the very high and dangerous speeds of Formula One cars, two chicanes were built in 1972; the first was located on the grandstand straight, while the second was situated at the entrance of the "Ascari" curve. These chicanes were modified between 1974 and 1976 and became proper variants. At the same time, another variant at the entrance of the first Lesmo curve was built. These modifications brought the length of the circuit to 5800 metres.

Between 1989 and 1990, the pit zone was completely renewed, by building a two-storey structure measuring approx. 196 metres in length and about 13 metres in width, occupying about the same space as the old pits. On the ground floor the pit system is made up of 48 modular units, each having a 4 m frontage, that can be combined, thanks to movable wall panels, to form 16 pits of 3 units each, suitable for 16 Formula 1 two-car teams. The first floor is occupied by offices and hospitality rooms, as well as by a welcoming and rational press room suitable to accommodate almost 550 journalists, with rooms for telephone and fax services. The second terraced-floor is reserved as hospitality area. Avant-garde systems for the management of the internal services of the autodrome and for the gathering and transmission of track-data have also been realised.

In 1995, moreover, to comply with the security standards set by FIA, some modifications were made to various parts of the track ("Grande" curve, Roggia variant, Lesmo curves), without drastically changing the structure of the track, leaving the lay-out practically unchanged. The "Grande" curve and the whole section of the Lesmo curves were moved back (with the contemporary reduction of their radii) to create bigger run-off spaces which have now changed, in the most critical points, from 50 m to 118 m and from 20 m to 60 m, respectively. The Roggia variant design and radii have not been modified, but it has been anticipated by approx. 50 metres to put it in a position with bigger run-off spaces. The total length of the track has now been reduced to 5770 metres.





AUTODROMO NAZIONALE MONZA HISTORY

In 1998 the finish line had been withdrawn of 250 meters circa. Now it's situated near the entrance of the pit lane. Among the most recent improvements, there also is the construction of a new medical centre (larger and modern and located in an area easily accessible from the paddock).

The last modification of the track in order of time dates back to summer 2000 when the First Variante's and Roggia Variante's track sections have been redesigned to increase the safety according to drivers' and F.I.A. demands. The First Variante, above all, which was made up by a double ess with left-right-left curves, had been transformed in a double right-left curve more narrow and slow that constrains the drivers to hold a speed of about 70-80 km/h instead of about 110 hold previously. The track had been brought again along the historic axis, while the left part of the asphalt is now used as a safety area.

Of minor importance is the modification worked on the Roggia Variante, the straight of which, between the entrance and the exit, is been lengthened of 10 meters. These two operations have increased the length of the Stradale Track from 5.770 to current 5.793 meters. Concerning the logistic and services structures, in autumn 2001 has begun a big reconstructive and constructive works of buildings.

The pit building has been lengthened of 50 metres on the south flank to increase the number of the pits from 48 to 60 and to create new areas for facilities and race control. Now the pit building is 254,30 metres long. A new paddock for support races, with track access on Rettilineo centrale, has been built next to the F 1 paddock.

Near the north flank of the pit building has been constructed a new three floor building in which we find hospitalities, offices, data processing center and catering services. Even the podium is new and now it is situated over the pit wall, connected by a platform to the first floor of the pit building.

Other modifications regard the 4 metres enlargement of the pit lane and the new location of the "villaggio", with shops, bar, bank, now situated in the ex festival pavilion. The old area of "villaggio" is now part of the paddock. The pit building was completed with the enlargement towards the paddock from 12,90 metres to 21,50 metres.

The High-Speed Track

In 1955 it was decided to undertake works which would transform the entire installation, making it more functional. A circuit with total length of 10 kilometres was put back in use including, like the original 1922 plan, a



road section and high-speed section meeting the new competition requirements and suitable for record attempts. A loop with two banked curves was built following the 1922 plan, except that the track was set back on the south side to allow for an underpass and there was an intersection with the road circuit similar to the original one. The new high-speed track was 4,250 metres long and was built on reinforced concrete structures instead of an earth embankment as originally. The two big banked curves with radii of 320 metres and superelevation with slope increasing progressively to 80% in the top band were calculated for theoretical top speeds of approximately 285 kilometres per hour.



AUTODROMO NAZIONALE MONZA HISTORY

The 1955 e 1956 Italian Grand Prix were run on the full 10-km track and they were won respectively by Fangio on Mercedes and Moss on Maserati, the last driver with an average speed of 208.787 km/h.

In 1960 and 1961, the Italian Grand Prix was again run on the full 10-km track, and both editions were won by Phil Hill on Ferrari at an average speed of 212.534 km/h when using a 2.500 cc car and of 209.387 km/h when using a 1.500 cc car.

The high-speed track, in addition to numerous record attempts by cars and motorcycles, was used in 1957 and 1958 for the Monza 500 Miles race open to Indianapolis Formula cars and counting for award of the Two Worlds Trophy offered as prize by the Monza City Administration, a first experiment in bringing to Europe the famous American champions with their powerful single-seaters.

The tragic 1961 Italian Grand Prix, run on the full 10-kilometres circuit and saddened by the fatal accident that cost the life, at the entrance to the "Parabolic" curve, of von Trips on a Ferrari and of eleven spectators, marked the end of the use of the high-speed track for Grand Prix single-seaters. But it was used for the Monza 1,000 Km, reserved for Sports, Prototype and Grand Touring categories, from 1965 to 1969.

Recently the High Speed Track has been object of conservative restoration enabling the visit of the public and the transit of cars: during 2016, for example, Mille Miglia historic vehicles entered the banking.



