

2019 UNITED STATES GRAND PRIX

31 October - 3 November 2019

| | | | |
|-------------|--------------------------|-----------------|------------------|
| From | The Stewards | Document | 38 |
| To | All Teams, All Officials | Date | 02 November 2019 |
| | | Time | 14:14 |

| | |
|--------------------|----------------------------------|
| Title | Timing Sheet |
| Description | P3 Classification |
| Enclosed | USA DOC 38 P3 Classification.pdf |

Garry Connelly

Felix Holter





















Derek Warwick

Dennis Dean

The Stewards

FORMULA 1 EMIRATES UNITED STATES GRAND PRIX 2019 - Austin

Third Practice Session Classification

| NO | DRIVER | NAT | ENTRANT | TIME | LAPS | GAP | INT | KM/H | TIME OF DAY |
|----|-----------------------|---|----------------------------------|----------|------|-------|-------|---------|-------------|
| 1 | 33 Max VERSTAPPEN |  | Aston Martin Red Bull Racing | 1:33.305 | 13 | | | 212.708 | 13:52:14 |
| 2 | 5 Sebastian VETTEL |  | Scuderia Ferrari Mission Winnow | 1:33.523 | 17 | 0.218 | 0.218 | 212.213 | 13:47:27 |
| 3 | 4 Lando NORRIS |  | McLaren F1 Team | 1:33.818 | 14 | 0.513 | 0.295 | 211.545 | 13:51:28 |
| 4 | 77 Valtteri BOTTAS |  | Mercedes AMG Petronas Motorsport | 1:33.904 | 17 | 0.599 | 0.086 | 211.352 | 13:40:59 |
| 5 | 44 Lewis HAMILTON |  | Mercedes AMG Petronas Motorsport | 1:33.923 | 16 | 0.618 | 0.019 | 211.309 | 14:01:22 |
| 6 | 23 Alexander ALBON |  | Aston Martin Red Bull Racing | 1:33.983 | 14 | 0.678 | 0.060 | 211.174 | 13:58:09 |
| 7 | 55 Carlos SAINZ |  | McLaren F1 Team | 1:34.408 | 15 | 1.103 | 0.425 | 210.223 | 13:50:57 |
| 8 | 7 Kimi RAIKKONEN |  | Alfa Romeo Racing | 1:34.513 | 18 | 1.208 | 0.105 | 209.990 | 13:48:21 |
| 9 | 10 Pierre GASLY |  | Red Bull Toro Rosso Honda | 1:34.517 | 14 | 1.212 | 0.004 | 209.981 | 13:54:44 |
| 10 | 3 Daniel RICCIARDO |  | Renault F1 Team | 1:34.774 | 11 | 1.469 | 0.257 | 209.411 | 13:55:34 |
| 11 | 27 Nico HULKENBERG |  | Renault F1 Team | 1:34.784 | 11 | 1.479 | 0.010 | 209.389 | 13:55:02 |
| 12 | 18 Lance STROLL |  | SportPesa Racing Point F1 Team | 1:34.792 | 14 | 1.487 | 0.008 | 209.372 | 13:55:15 |
| 13 | 8 Romain GROSJEAN |  | Haas F1 Team | 1:34.849 | 17 | 1.544 | 0.057 | 209.246 | 13:47:11 |
| 14 | 26 Daniil KVIAT |  | Red Bull Toro Rosso Honda | 1:35.129 | 16 | 1.824 | 0.280 | 208.630 | 13:54:57 |
| 15 | 20 Kevin MAGNUSSEN |  | Haas F1 Team | 1:35.305 | 14 | 2.000 | 0.176 | 208.245 | 13:51:37 |
| 16 | 99 Antonio GIOVINAZZI |  | Alfa Romeo Racing | 1:35.956 | 15 | 2.651 | 0.651 | 206.832 | 13:50:38 |
| 17 | 63 George RUSSELL |  | ROKiT Williams Racing | 1:36.256 | 15 | 2.951 | 0.300 | 206.187 | 13:51:05 |
| 18 | 88 Robert KUBICA |  | ROKiT Williams Racing | 1:36.628 | 17 | 3.323 | 0.372 | 205.393 | 13:48:32 |
| 19 | 11 Sergio PEREZ |  | SportPesa Racing Point F1 Team | 1:38.426 | 22 | 5.121 | 1.798 | 201.641 | 13:20:47 |
| 20 | 16 Charles LECLERC |  | Scuderia Ferrari Mission Winnow | | 1 | | | | |

Timekeeper:

