

## 2021 FRENCH GRAND PRIX

17 -20 June 2021

---

<b>From</b>	The FIA Formula One Race Director	<b>Document</b>	7
<b>To</b>	All Teams, All Officials	<b>Date</b>	17 June 2021
		<b>Time</b>	19:37

---

**Title** Race Directors' Event Notes Version 2

**Description** Event Notes Version 2

**Enclosed** 2021 French F1 Grand Prix Event Notes V2 Doc 7.pdf

**Michael Masi**

**The FIA Formula One Race Director**

# 2021 FRENCH GRAND PRIX

17 – 20 June 2021

---

<b>From</b>	The FIA Formula One Race Director	<b>Document</b>	7
<b>To</b>	All Teams, All Officials	<b>Date</b>	17 June 2021
		<b>Time</b>	19:40

---

## **EVENT NOTES VERSION 2** **General Instructions**

### **1) Pit lane map**

- 1.1 Safety Car lines.
- 1.2 The location of the pit entry and the pit exit.
- 1.3 Designated garage areas.
- 1.4 Safety Car position for first lap and rest of race.
- 1.5 Blue flag marshal at the pit exit.
- 1.6 Track light panels displaying pit entry status.

### **2) Pirelli Event Preview – (UPDATED PREVIEW ATTACHED)**

- 2.1 With reference to Article 24.4(a) of the Sporting Regulations see the attached **updated** document provided by the official tyre supplier.

### **3) Red zones for photographers in the pit lane during practice sessions**

- 3.1 See the attached drawing.

### **4) Track light panels**

- 4.1 The FIA track light panels have been installed in the positions shown on the circuit map. In accordance with Appendix H to the ISC the light signals have the same meaning as flag signals.

### **5) Track light panel displaying pit entry status**

- 5.1 The light panel indicated on the pit lane map will display a flashing yellow arrow if cars are required to use the pit lane once the Safety Car has been deployed during the race.
- 5.2 The light panel indicated on the pit lane map will display a flashing red cross if the pit lane is closed at any point during the race.

### **6) Drivers leaving their pit stop position in the pit lane**

- 6.1 For safety reasons, no car should be driven from its pit stop position at any time unless:
  - a) It has first been driven into the pit stop position having just entered the pit lane from the track, and;
  - b) It is then driven immediately back onto the track from the pit stop position.

## **7) Observing yellow flags during free practice and qualifying**

7.1 Double waved: Any driver passing through a double waved yellow marshalling sector must reduce speed significantly and be prepared to change direction or stop. In order for the stewards to be satisfied that any such driver has complied with these requirements it must be clear that he has not attempted to set a meaningful lap time, for practical purposes this means the driver should abandon the lap (this does not necessarily mean he has to pit as the track could well be clear the following lap).

7.2 Single waved: Drivers should reduce their speed and be prepared to change direction. It must be clear that a driver has reduced speed and, in order for this to be clear, a driver would be expected to have braked earlier and/or discernibly reduced speed in the relevant marshalling sector.

Drivers should not overtake any car in a single waved yellow marshalling sector unless it is clear that a car is slowing with a completely obvious problem, e.g. obvious accident damage or a deflated tyre.

## **8) In laps during qualifying and reconnaissance laps**

8.1 In order to ensure that cars are not driven unnecessarily slowly on in laps during and after the end of qualifying or during reconnaissance laps when the pit exit is opened for the race, drivers must stay below the maximum time set by the FIA between the Safety Car lines shown on the pit lane map.

You will be informed of the maximum time after the first day of practice.

## **9) Parc Fermé Cameras**

9.1 To assist with the revised FIA Event procedures, the Parc Fermé cameras must be uncovered and operational at all times during the Event.

## **10) Operational personnel curfew**

10.1 Boards warning anyone attempting to enter the paddock that the curfew is in operation will be placed immediately before the turnstiles at the appropriate times.

10.2 At this Event, Personnel will be permitted to enter the Paddock 30 minutes prior to the curfew to assist social distancing. No work is permitted to be undertaken until the curfew has ended.

## **11) Tyre Blanket Usage during Pit Stops in the Race**

11.1 For reasons of safety, tyre blankets are not permitted in the Pit Lane at any time during the race.

## **12) Lapping during the race**

12.1 The ISC requires drivers who are caught by another car about to lap him to allow the faster driver past at the first available opportunity. The F1 Marshalling System has been developed in order to ensure that the point at which a driver is shown blue flags is consistent, rather than trusting the ability of marshals to identify situations that require blue flags.

As it was at the end of last season the system will be set to give a pre-warning when the faster car is within 3.0s of the car about to be lapped, this should be used by the team of the slower car to warn their driver he is soon going to be lapped and that allowing the faster car through should be considered a priority. When the faster car is within 1.2s of the car about to be lapped blue flags will be shown to the slower car (in addition to blue light panels, blue cockpit lights and a message on the timing monitors) and the driver must allow the following driver to overtake at the first available opportunity.

It should be noted that the aim of using F1MS is to ensure consistent application of the rules, additional instructions may also be given by race control when necessary.

## **Event Specific Instructions**

### **13) Formula 1 Sporting Regulations Article 21.6**

13.1 In accordance with the provisions of Article 21.6a)i), this Event is a Closed Event.

### **14) Changes to the circuit**

14.1 Resurfacing has taken place in the following locations:

- a) Entry to Turn 1 through to the Exit of Turn 2
- b) Point 2.5 through to the Exit of Turn 7
- c) Point 7.5 through to Point 9.5
- d) Point 10.5 through to Turn 13
- e) Turn 14 through to the Exit of Turn 15
- f) The Pit Entry Road from the where it leaves the track until the first Garage.

14.2 The barrier separating the Pit Straight and the Pit Lane Entry has been extended approximately 15m.

### **15) Specific Technical Procedures for Closed Events**

15.1 The provisions of Technical Directive Ref: TD012 Issue A and TD003 Issue C ~~B~~ must be complied with at all times during the Event.

15.2 Any tyres that are removed from a car and could be re-used during a session should be presented for scanning before being rewrapped and reheated. If time constraints do not permit this then all tyres used during a session must be presented to the tyre checker at the front of the garage at the end of any session. This applies to dry, wet and intermediate tyres.

15.3 Both TD012 Issue: A and TD003 Issue C ~~B~~ will be amended after the Event to reflect any additional operational requirements as required.

### **16) Weighing and weighing platform**

16.1 The FIA weighing platform will be available for teams to use at the following times, however, no more than 8 team personnel may be present during any visit. Each visit should last no more than 10 minutes unless no other team is waiting in the pit lane:

- a) From 11:30 on Thursday until 10:30 on Friday.
- b) From 12:30 on Friday until 14:30 on Saturday (between 13:00 and 14:30 on Saturday each visit will be restricted to five (5) minutes).
- c) From when the cars are returned to the teams after qualifying until 19:30 on Saturday.
- d) From 10:00 until 11:00 and 13:00 until 14:20 on Sunday.

Any team found to be abusing the time limits set out above, which we will be enforced by FIA security personnel and our own CCTV, will not be permitted to use the weighbridge again during the Event.

16.2 Whilst waiting in the pit lane, the use of tyre blankets is not permitted.

### **17) Support Races**

#### **17.1 Team Barrier placement**

- a) Team barrier placement prior to and during all support category practice sessions and races: On the white line approximately two (2) metres from the garages.
- b) It is not permitted to push cars to the weighing area at any time a support category is in pit lane.

#### **17.2 Support Category Movements**

- a) Support Crews and Trolleys will be released into Pit Lane no earlier than 20 minutes prior to the opening of Pit Exit for their respective sessions.
- b) Support Category competition vehicles will be released from the marshalling area no earlier than 15 minutes prior to the opening of Pit Exit for their respective sessions.

## **18) Pit Lane**

### **18.1 Speed Limit**

- a) The Pit Lane Speed limit detailed in Article 22.10 of the Sporting Regulations is hereby amended to 60km/h for the duration of the Event.

## **19) Practice starts**

- 19.1 Practice starts may only be carried out after the pit exit on the right-hand side (in the slow lane of the second part of the pit lane) and, for the avoidance of doubt, this includes any time the pit exit is open for the race.
- 19.2 For reasons of safety and sporting equity, cars may not stop in the fast lane at any time the pit exit is open without a justifiable reason (a practice start is not considered a justifiable reason).

## **20) Lines or bollards at the Pit Entry and Pit Exit**

- 20.1 In accordance with Chapter 4 (Section 5) of Appendix L to the ISC drivers must keep to the right of the solid white line at the pit exit when leaving the pits.
- 20.2 For safety reasons, drivers must keep to the right of the bollard at the pit entry when they are entering the pits.
- 20.3 Except in the cases of force majeure (accepted as such by the Stewards), the crossing by any part of the car, in any direction, of the painted area, between the pit entry and the track, by a driver who, in the opinion of the Stewards, had committed to entering the pit lane is prohibited.

## **21) DRS**

- 21.1 DRS Detection will be automatically disabled in each individual zone if any of the light panels in that particular zone are displaying yellow. The zone and corresponding light panels are as follows:
  - a) Zone 1: Panels 7, 8, 9
  - b) Zone 2: Panels 18, 19, 1, 2

## **22) Track Limits**

### **22.1 Turns 1 and 2**

- a) Any driver who fails to negotiate Turn 2 by using the track, and who passes completely to the right of the first fluorescent yellow bollard on the apex of the corner, must keep completely to the right of the fluorescent yellow bollard and re-join the track by driving through the two arrays of blocks in the run off by passing to the right of the first and to the left of the second. See *Image 1*.

### **22.2 Turns 3-5**

- a) Any driver who fails to negotiate Turn 4 by using the track, and who passes completely to the left of the fluorescent yellow bollard on the apex of the corner, must keep completely to the left of the fluorescent yellow bollard and re-join the track by driving to the left of the block in the run off prior to Turn 5. See *Images 2 and 3*

### **22.3 Turns 8 and 9**

- a) Any driver going straight on at turn 8 must re-join the track by driving through the four arrays of blocks in the escape road, to the left of the first, to the right of the second, to the left of the third and to the right of the fourth.

### **22.4 General - Turns 1-2, Turns 3-5, Turns 8-9**

- a) Each time any car fails to negotiate Turns 1-2 or Turns 3-5 and/or Turns 8-9 by using the track as described above, teams will be informed via the official messaging system.

- b) On the third occasion of a driver failing to negotiate Turns 1-2 or Turns 3-5 and/or Turns 8-9 by using the track during the race, he will be shown a black and white flag, any further cutting will then be reported to the stewards.
- c) In all cases detailed above, the driver must only re-join the track when it is safe to do so and without gaining a lasting advantage.
- d) The above requirements will not automatically apply to any driver who is judged to have been forced off the track, each such case will be judged individually.

**23) Fire extinguishers around the circuit**

- 23.1 Indicated by ~~fluorescent orange~~ red boards with a white letter "F" attached to the debris fences and barriers.

~~**Places where drivers can leave the track**~~

~~Indicated by white panels with a green "running man" attached to the debris fences.~~

**24) Places to remove cars from the track**

- 24.1 Indicated by fluorescent orange panels on the barriers.
- 24.2 Should a car stop on the track during a session, the driver must keep all of their protective clothing (Helmet, Gloves, etc) on until they have returned to their garage

**25) Sporting Regulations Article 36.4**

- 25.1 In addition to the provisions of Article 36.4, and for reasons of safety, tyre blankets must be disconnected from any power supply at the five-minute signal and must not be reconnected during the start procedure, unless the delayed start signal is shown.

**26) Access to the grid prior to the Start Procedure**

- 26.1 To assist social distancing in accessing the grid prior to the commencement of the start procedure, Team personnel and equipment will be granted access to the grid from 1400hrs on Sunday 20<sup>th</sup> June.

**27) Removing cars from the grid**

- 27.1 Through the two gates in the pit wall, the first located adjacent to grid position 1 and the second located adjacent to grid position 16.

**28) Car number light panels for the start**

- 28.1 On the right-hand side of the grid.

**29) Post-race parc fermé**

- 29.1 All cars must enter the pit lane and, with the exception of the first three (3), should be driven directly to the weighing area at the pit entry. The first three (3) cars must follow the post-race procedure which will be distributed prior to the start of the race.

**30) Any other business**

**Michael Masi**  
**FIA Formula One Race Director**



**Image 1: Turns 1-2**



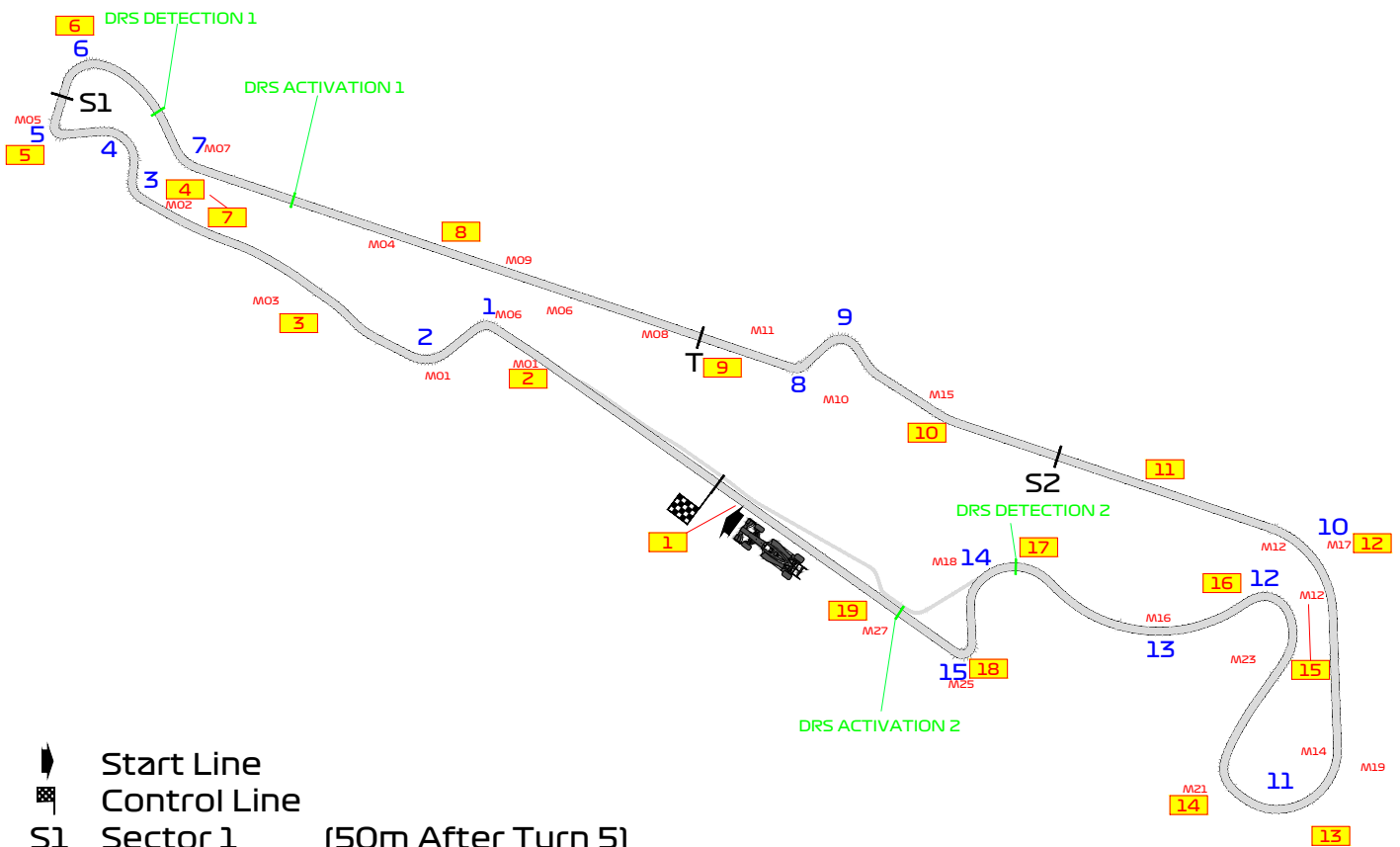
**Images 2 and 3: Turns 3-5**





# FORMULA 1 EMIRATES GRAND PRIX DE FRANCE 2021 - Le Castellet

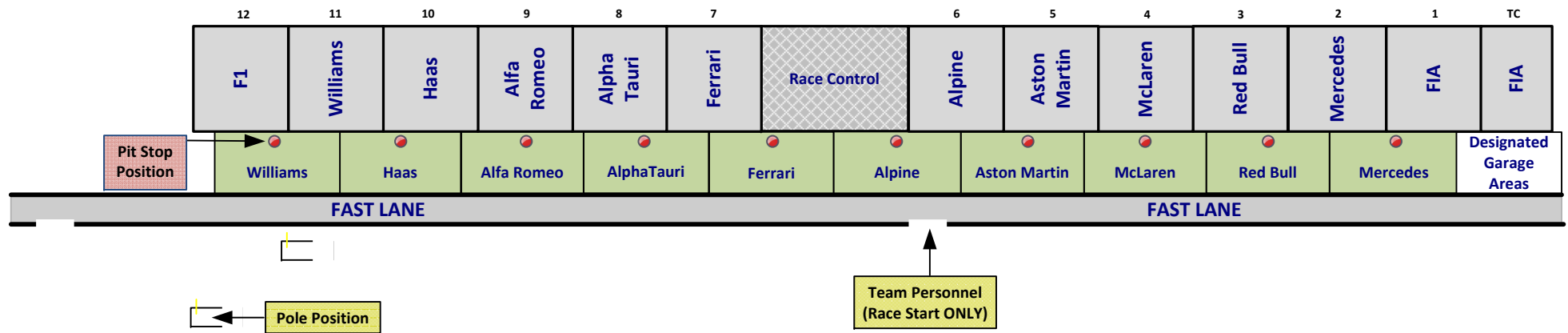
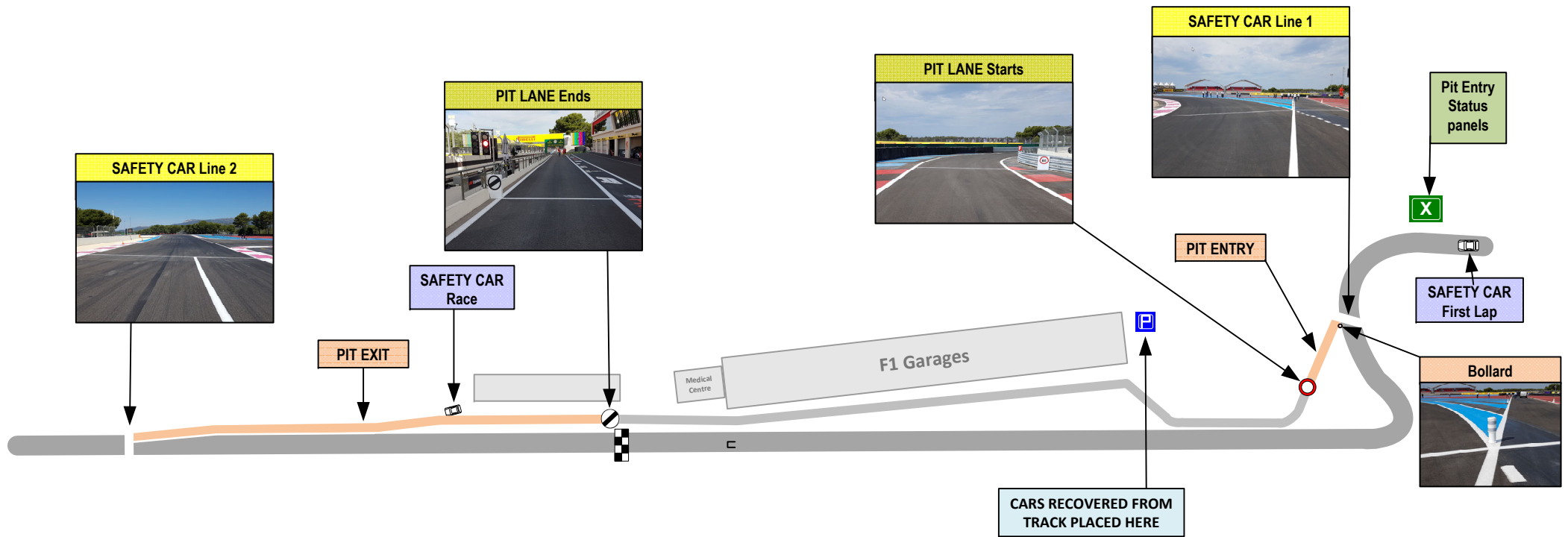
## Circuit Map


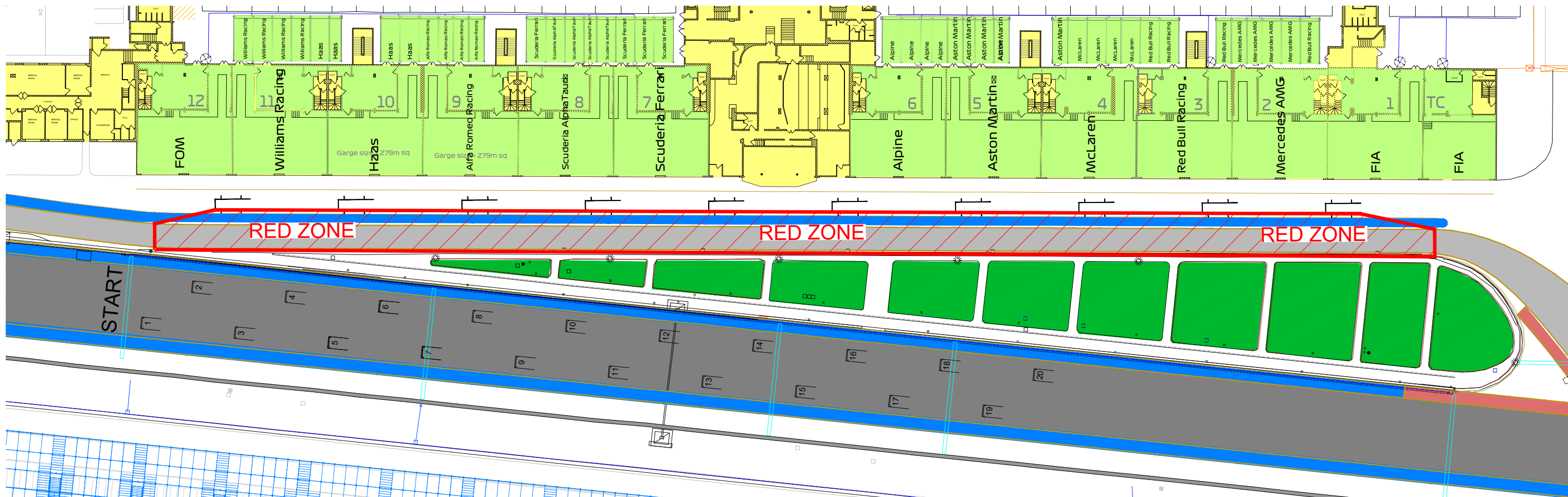


- Start Line
- Control Line
- S1 Sector 1 (50m After Turn 5)
- S2 Sector 2 (370m before Turn 10)
- T Speed Trap (165m Before Turn 8)
- DRS Detection1 (75m Before Turn 7)
- DRS Detection2 (On Turn 14)
- DRS Activation1 (170m After Turn 7)
- DRS Activation2 (115m After Turn 15)
- 15 Corner Numbers
- M22 Marshal Post
- 22 FIA Marshal Light No.

Circuit Centreline Length = 5.842km





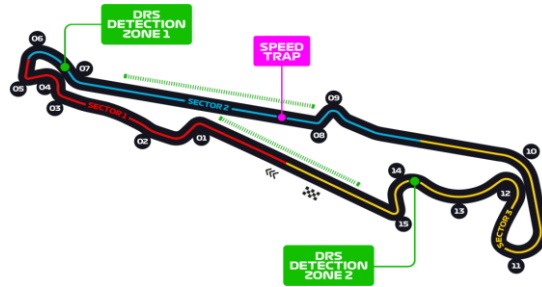


**PHOTOGRAPHERS EXCLUSION RED ZONE**

# FORMULA 1 EMIRATES GRAND PRIX DE FRANCE 2021

In agreement with the FIA and in accordance with Article 24.4 a) of the F1 Sporting Regulations, this document contains the prescriptions for the operation of tyres during the following event.

**Grand Prix of France 18/06-20/06/2021 (21R07PRC)**



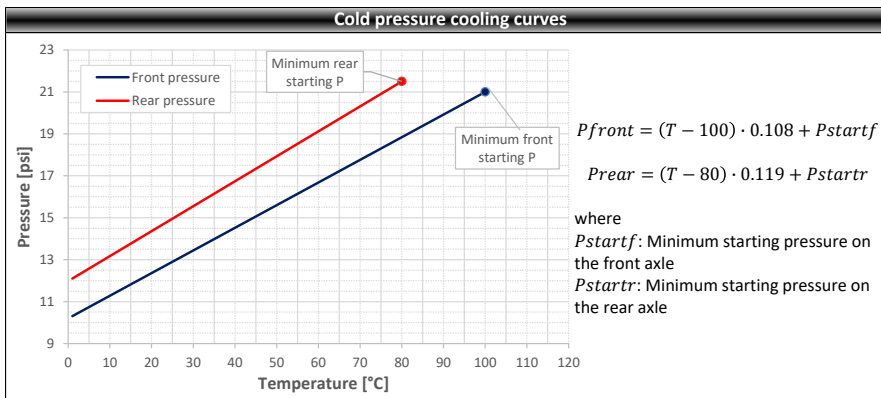
**Compounds selection**

Compound	FL	FR	RL	RR	Mandatory race tyres
<b>C2</b>	2W1	2W2	2W3	2W4	<b>C2</b>
<b>C3</b>	3Y1	3Y2	3Y3	3Y4	<b>C3</b>
<b>C4</b>	4R1	4R2	4R3	4R4	
<b>Intermediate</b>	33X	35X	37X	39X	<b>Q3 tyre</b>
<b>Wet</b>	34Y	36Y	37Y	39Y	<b>C4</b>

**Prescriptions**

**Pressures, camber & blistering sensitivity**

	Minimum Starting P			Minimum re-heat pressure for slicks	Expected stabilized running pressure	Camber limit	Blistering sensitivity
	Slicks	Inter	Wet				
Front	21.0 psi	22.0 psi	21.0 psi	20.5 psi	≥22.0 psi	-3.50 °	Medium
Rear	21.5 psi	21.0 psi	20.0 psi	21.0 psi	≥22.5 psi	-2.00 °	Medium



**Maximum heating times and temperatures (tread & sidewall)**

Temperature	0	60	80	100 (°C)
Slicks (front axle)	max. 3h			
Slicks (rear axle)	max. 3h			
Intermediate	max. 2h		max. 30'	
Wet	max. 2h			

- Temperatures refer to tyre tread and side wall temperatures, not blanket or controller set-point temperatures.
- Tyres may only be heated prior to the session in which they are intended to be used.
- The temperatures apply at all times during the event.

**Tyres notes**

- Not permitted to switch tyres from their originally allocated position.
- Do not subject tyres to large deformation or heavy impact.
- Do not leave fitted tyres exposed at an air temperature lower than 15°C and/or any UV emission.
- Revised prescriptions could be issued during the race weekend in accordance with TD003.
- All temperature limits apply to the actual tyre surface temperature, measured with the IR gun detailed in the TD003.
- STORAGE temperature is the recommended temperature the tyre can stay in blankets without time limit.
- BLANKET HEATING TIME for each temperature range to be counted from the moment the blanket control unit is set to reach its targeted temperature within its correspondent interval.

**General notes**

Teams are kindly reminded that the following will be subject to FIA checks during the event:

- Starting pressures
- Cold pressures (according to the cold pressure cooling curves)
- Re-heat pressures
- Camber at maximum speed
- Maximum tyre temperatures in blankets
- Tyre swapping