



2021 RUSSIAN GRAND PRIX

23 - 26 September 2021

From	The FIA Formula One Race Director	Document	3
To	All Teams, All Officials	Date	23 September 2021
		Time	11:37

Title Race Directors' Event Notes

Description Event Notes

Enclosed 2021 Russian F1 Grand Prix Event Notes Doc 3.pdf

Michael Masi

The FIA Formula One Race Director

2021 RUSSIAN GRAND PRIX

23 – 26 September 2021

From	The FIA Formula One Race Director	Document	3
To	All Teams, All Officials	Date	23 September 2021
		Time	11:40

EVENT NOTES **General Instructions**

1) Pit lane map

- 1.1 Safety Car lines.
- 1.2 The location of the pit entry and the pit exit.
- 1.3 Designated garage areas.
- 1.4 Safety Car position for first lap and rest of race.
- 1.5 Blue flag marshal at the pit exit.
- 1.6 Track light panels displaying pit entry status.

2) Pirelli Event Preview

- 2.1 With reference to Article 24.4(a) of the Sporting Regulations see the attached document provided by the official tyre supplier.

3) Red zones for photographers in the pit lane during practice sessions

- 3.1 See the attached drawing.

4) Track light panels

- 4.1 The FIA track light panels have been installed in the positions shown on the circuit map. In accordance with Appendix H to the ISC the light signals have the same meaning as flag signals.

5) Track light panel displaying pit entry status

- 5.1 The light panel indicated on the pit lane map will display a flashing yellow arrow if cars are required to use the pit lane once the Safety Car has been deployed during the race.
- 5.2 The light panel indicated on the pit lane map will display a flashing red cross if the pit lane is closed at any point during the race.

6) Drivers leaving their pit stop position in the pit lane

- 6.1 For safety reasons, no car should be driven from its pit stop position at any time unless:
 - a) It has first been driven into the pit stop position having just entered the pit lane from the track, and;
 - b) It is then driven immediately back onto the track from the pit stop position.

7) Observing yellow flags during free practice and qualifying

7.1 Double waved: Any driver passing through a double waved yellow marshalling sector must reduce speed significantly and be prepared to change direction or stop. In order for the stewards to be satisfied that any such driver has complied with these requirements it must be clear that he has not attempted to set a meaningful lap time, for practical purposes this means the driver should abandon the lap (this does not necessarily mean he has to pit as the track could well be clear the following lap).

7.2 Single waved: Drivers should reduce their speed and be prepared to change direction. It must be clear that a driver has reduced speed and, in order for this to be clear, a driver would be expected to have braked earlier and/or discernibly reduced speed in the relevant marshalling sector.

Drivers should not overtake any car in a single waved yellow marshalling sector unless it is clear that a car is slowing with a completely obvious problem, e.g. obvious accident damage or a deflated tyre.

8) In laps during qualifying and reconnaissance laps

8.1 In order to ensure that cars are not driven unnecessarily slowly on in laps during and after the end of qualifying or during reconnaissance laps when the pit exit is opened for the race, drivers must stay below the maximum time set by the FIA between the Safety Car lines shown on the pit lane map.

You will be informed of the maximum time after the first day of practice.

9) Parc Fermé Cameras

9.1 To assist with the revised FIA Event procedures, the Parc Fermé cameras must be uncovered and operational at all times during the Event.

10) Operational personnel curfew

10.1 Boards warning anyone attempting to enter the paddock that the curfew is in operation will be placed immediately before the turnstiles at the appropriate times.

10.2 At this Event, Personnel will be permitted to enter the Paddock 30 minutes prior to the curfew to assist social distancing. No work is permitted to be undertaken until the curfew has ended.

11) Tyre Blanket Usage during Pit Stops in the Race

11.1 For reasons of safety, tyre blankets are not permitted in the Pit Lane at any time during the race.

12) Lapping during the race

12.1 The ISC requires drivers who are caught by another car about to lap him to allow the faster driver past at the first available opportunity. The F1 Marshalling System has been developed in order to ensure that the point at which a driver is shown blue flags is consistent, rather than trusting the ability of marshals to identify situations that require blue flags.

As it was at the end of last season the system will be set to give a pre-warning when the faster car is within 3.0s of the car about to be lapped, this should be used by the team of the slower car to warn their driver he is soon going to be lapped and that allowing the faster car through should be considered a priority. When the faster car is within 1.2s of the car about to be lapped blue flags will be shown to the slower car (in addition to blue light panels, blue cockpit lights and a message on the timing monitors) and the driver must allow the following driver to overtake at the first available opportunity.

It should be noted that the aim of using F1MS is to ensure consistent application of the rules, additional instructions may also be given by race control when necessary.

Event Specific Instructions

13) Formula 1 Sporting Regulations Article 21.6

13.1 In accordance with the provisions of Article 21.6a)i), this Event is a Closed Event.

14) Changes to the circuit

14.1 The apex of Turn 2 has been resurfaced.

14.2 The entry through to the exit of Turn 15 has been resurfaced.

14.3 The right-hand side of the track half way between Turn 16 and 17 has been resurfaced.

15) Specific Technical Procedures for Closed Events

15.1 The provisions of Technical Directive Ref: TD012 Issue A and TD003 Issue E must be complied with at all times during the Event.

15.2 Any tyres that are removed from a car and could be re-used during a session should be presented for scanning before being rewrapped and reheated. If time constraints do not permit this then all tyres used during a session must be presented to the tyre checker at the front of the garage at the end of any session. This applies to dry, wet and intermediate tyres.

15.3 Both TD012 Issue: A and TD003 Issue E will be amended after the Event to reflect any additional operational requirements as required.

16) Weighing and weighing platform

16.1 The FIA weighing platform will be available for teams to use at the following times, however, no more than 8 team personnel may be present during any visit. Each visit should last no more than 10 minutes unless no other team is waiting in the pit lane:

a) From 11:30 on Thursday until 10:30 on Friday.

b) From 12:30 on Friday until 14:30 on Saturday (between 13:00 and 14:30 on Saturday each visit will be restricted to five (5) minutes).

c) From when the cars are returned to the teams after qualifying until 19:30 on Saturday.

d) From 10:00 until 11:00 and 13:00 until 14:20 on Sunday.

Any team found to be abusing the time limits set out above, which will be enforced by FIA security personnel and our own CCTV, will not be permitted to use the weighbridge again during the Event.

16.2 Whilst waiting in the pit lane, the use of tyre blankets is not permitted.

17) Support Races

17.1 Team Barrier placement

a) Team barrier placement prior to and during all support category practice sessions and races: No more than three (3) metres from the garages.

b) It is not permitted to push cars to the weighing area at any time a support category is in pit lane.

17.2 Support Category Movements

a) Support Crews and Trolleys will be released into Pit Lane no earlier than 20 minutes prior to the opening of Pit Exit for their respective sessions.

b) Support Category competition vehicles will be released from the marshalling area no earlier than 15 minutes prior to the opening of Pit Exit for their respective sessions.

18) Pit Lane

18.1 Speed Limit

- a) The Pit lane Speed limit detailed in Article 22.10 of the Sporting Regulations is hereby amended to 60km/h for the duration of the Event.

19) Practice starts

- 19.1 Practice starts may only be carried out on the right-hand side immediately after the pit exit lights and, for the avoidance of doubt, this includes any time the pit exit is open for the race.

Drivers must leave adequate room on their left for another driver to pass.

- 19.2 For reasons of safety and sporting equity, cars may not stop in the fast lane at any time the pit exit is open without a justifiable reason (a practice start is not considered a justifiable reason).

- 19.3 For reasons of safety and sporting equity, at any time the pit exit is open and when practice starts are permitted to be carried out, any car who wishes to perform a practice start must form up in a line and leave in the order they got there unless another car is unduly delayed

20) Lines or bollards at the Pit Entry and Pit Exit

- 20.1 In accordance with Chapter 4 (Section 5) of Appendix L to the ISC drivers must keep to the right of the solid white line at the pit exit when leaving the pits.

- 20.2 For safety reasons drivers must keep to the right of bollard at the pit entry when they are entering the pits.

- 20.3 The line separating the pit entry from the track is considered to be the white line on the left edge of the pit entry.

- 20.4 Except in the cases of force majeure (accepted as such by the Stewards), the crossing by any part of the car, in any direction, of the painted area between the pit entry and the track, by a driver who, in the opinion of the Stewards, had committed to entering the pit lane is prohibited.

- 20.5 The dotted white line across the pit entry and the pit exit is the track edge line.

21) DRS

- 21.1 DRS Detection will be automatically disabled in each individual zone if any of the light panels in that particular zone are displaying yellow. The zone and corresponding light panels are as follows:

- a) Zone 1: Panels 1, 2, 3, 4
- b) Zone 2: Panels 12, 13, 14, 15

22) Track Limits

22.1 Turn 2

- a) Each time any car fails to negotiate Turn 2 by using the track, and who passes to the left of, or has any part of the car over the first orange kerb element prior to the apex, or to the left of the orange apex sausage at Turn 2, must then re-join the track by driving around the array of blocks as indicated by the arrows before the rejoining the track at Turn 3. *See attached images 1-3 on pages 7-9.*
- b) A lap time achieved during any practice session or the race by leaving the track and failing to negotiate Turn 2 by using the track, will result in that lap time being invalidated by the stewards.

22.2 Turn 18 Exit

- a) A lap time achieved during any practice session or the race by leaving the track and cutting behind the red and white painted kerb on the exit of Turn 18, will result in that lap time being invalidated by the stewards.

22.3 General - Turn 2, and Turn 18 Exit

- a) Each time any car fails to negotiate Turn 2 or Turn 18 Exit by using the track, teams will be informed via the official messaging system.
- b) On the third occasion of a driver failing to negotiate Turn 2 and/or Turn 18 Exit by using the track during the race, he will be shown a black and white flag, any further cutting will then be reported to the stewards. For the avoidance of doubt this means a total of three occasions combined not three at each corner.
- c) In all cases detailed above, the driver must only re-join the track when it is safe to do so and without gaining a lasting advantage.
- d) The above requirements will not automatically apply to any driver who is judged to have been forced off the track, each such case will be judged individually.

23) Driving Unnecessarily Slowly – Turns 12 and 13

- 23.1 Any driver intending to create a gap in front of him in order to get a clear lap should not attempt to do this around Turns 12 and/or 13. Any driver seen to have done this will be reported to the stewards as being in breach of Article 27.4 of the Sporting Regulations.

24) Fire extinguishers around the circuit

- 24.1 Indicated by small fluorescent orange boards with a white “F” attached to the debris fences and barriers.

25) Places where drivers may leave the track

- 25.1 Indicated by white and green panels displaying a man running, attached to the debris fences.

26) Places to remove cars from the track

- 26.1 Indicated by fluorescent orange panels on the barriers.
- 26.2 Should a car stop on the track during a session, the driver must keep all of their protective clothing (Helmet, Gloves, etc) on until they have returned to their garage.
- 26.3 If a driver has a choice where to stop during a session, it is recommended they do so on the right-hand side of the track as cars may then be recovered more easily and brought back to the pits.

27) Access to the grid prior to the Start Procedure

- 27.1 To assist social distancing in accessing the grid prior to the commencement of the start procedure, Team personnel and equipment will be granted access to the grid from 1400hrs on Sunday 26th September.

28) Removing cars from the grid

- 28.1 Through the gates in the pit wall located adjacent to grid position 6 and the second adjacent to grid position 18.

29) Car number light panels for the start

- 29.1 On the right-hand side of the grid.

30) Post-race parc fermé

- 30.1 All cars must enter the pit lane and, with the exception of the first three (3), should be driven directly to the weighing area at the pit entry.
- 30.2 The first three (3) cars must follow the post-race procedure which will be distributed prior to the start of the race.

31) Any other business

Michael Masi

FIA Formula One Race Director

IMAGE 1 – TURN 2 TRACK LIMITS



**FIRST ORANGE KERB ELEMENT
INDICATED BY RED ARROW**

IMAGE 2 – TURN 2 TRACK LIMITS



IMAGE 3 – TURN 2 TRACK LIMITS

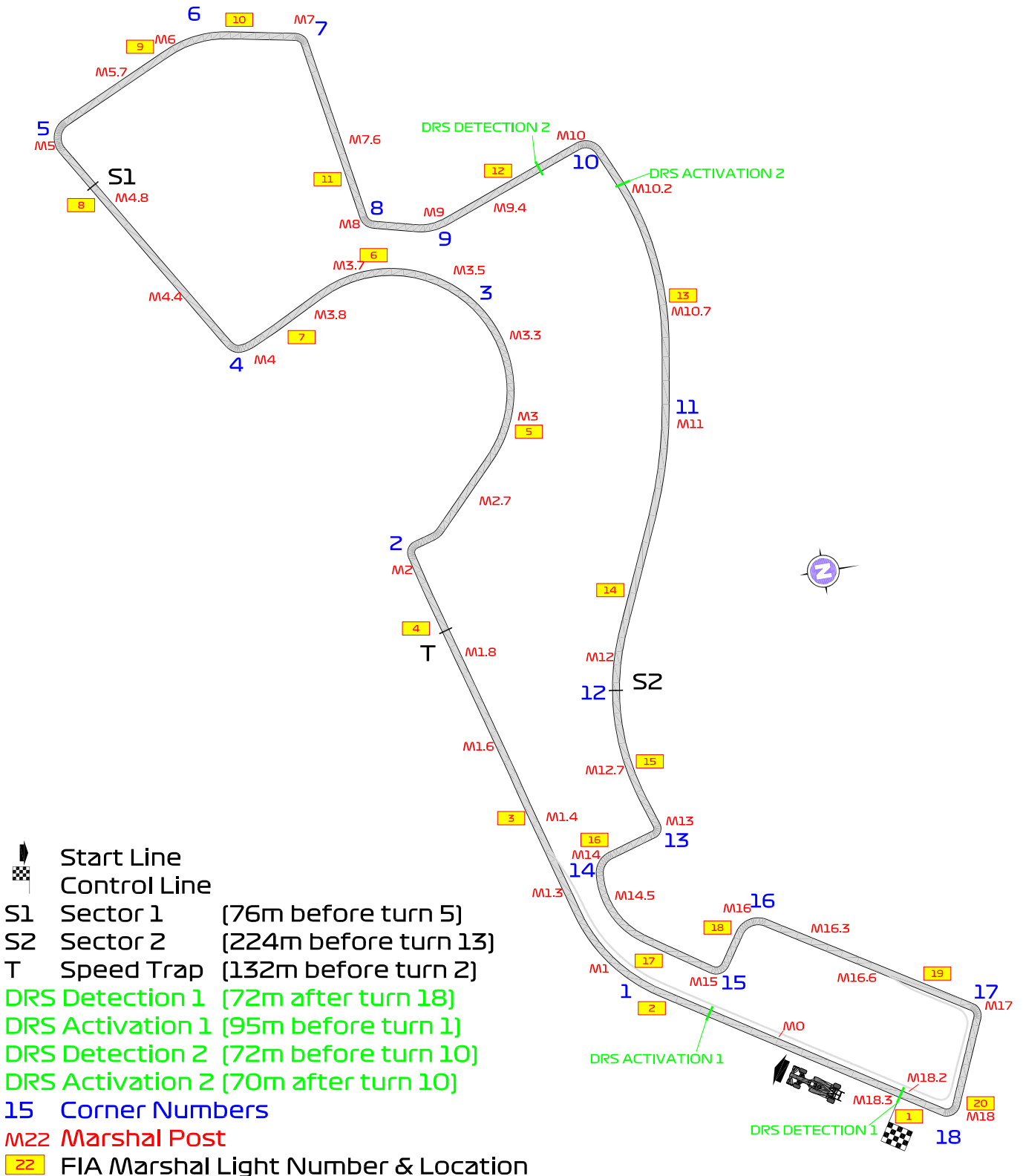


**A CAR MUST DRIVE AROUND THE ARRAY OF
BLOCKS AS INDICATED BY THE ARROWS
PRIOR TO RE-JOINING THE TRACK AT TURN 3**

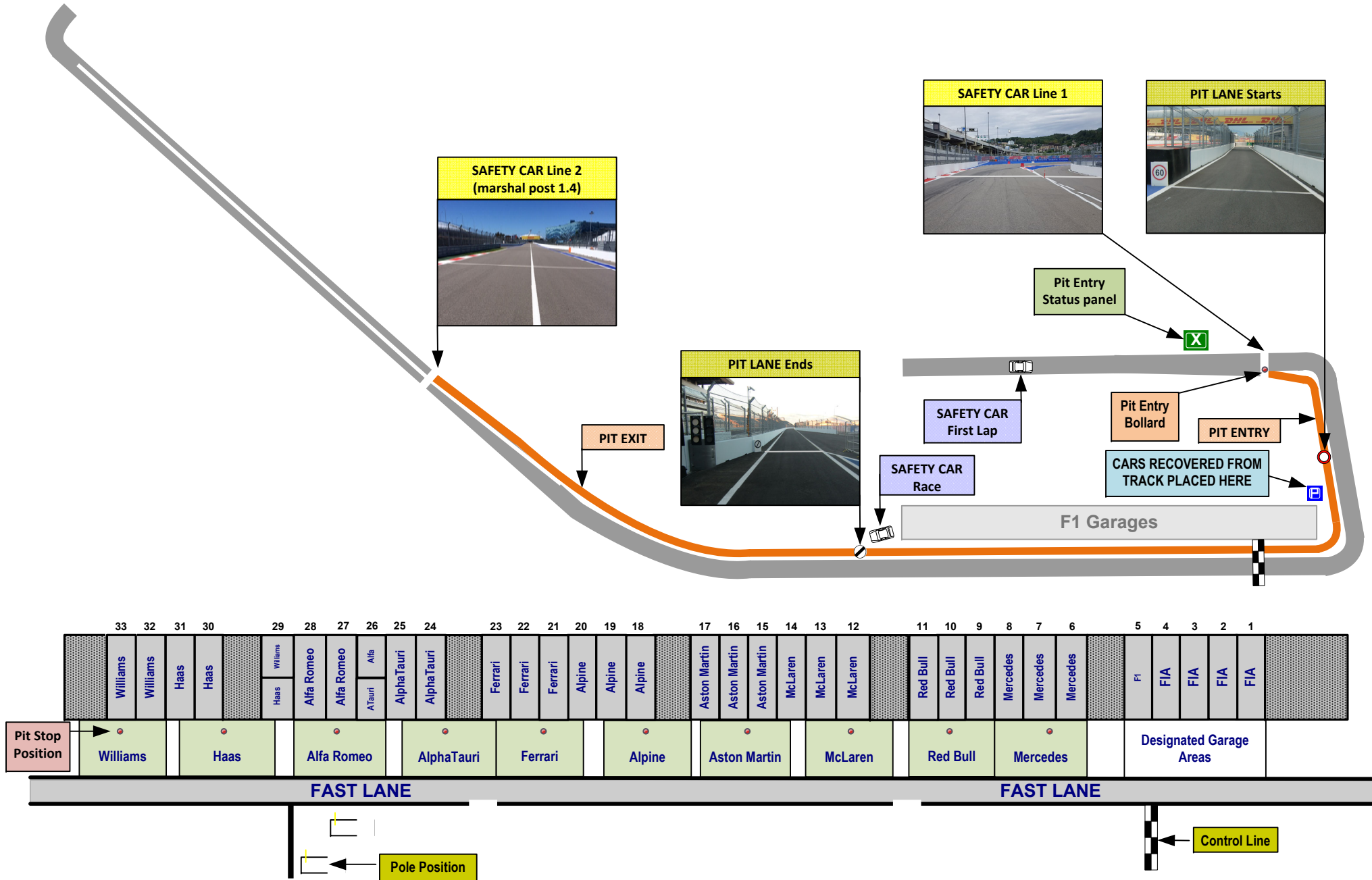


FORMULA 1 VTB RUSSIAN GRAND PRIX 2021 - Sochi

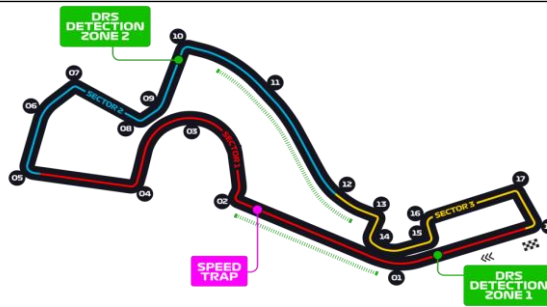
Circuit Map



Circuit Centreline Length = 5.848km



Grand Prix of Russia 24/09-26/09/2021 (21R15SOC)



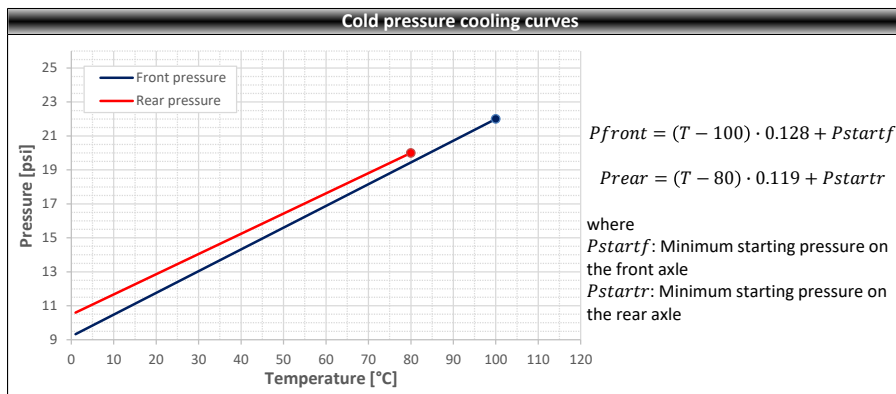
Compounds selection

Compound	FL	FR	RL	RR	Mandatory race tyres
C3	3W1	3W2	7W3	7W4	C3
C4	4Y1	4Y2	8Y3	8Y4	C4
C5	5R1	5R2	9R3	9R4	C5
Intermediate	33X	35X	37X	39X	Q3 tyre
Wet	34Y	36Y	37Y	39Y	C5

Prescriptions

Pressures, camber & blistering sensitivity

	Minimum Starting P			Expected stabilized running pressure	Camber limit	Blistering sensitivity
	Slicks	Inter	Wet			
Front	22.0 psi	21.5 psi	20.5 psi	≥23.0 psi	-3.25 °	Medium
Rear	20.0 psi	21.0 psi	20.0 psi	≥21.0 psi	-2.00 °	Medium



Maximum heating times and temperatures (tread & sidewall)

Temperature	0	60	80	100 (°C)
Slicks (front axle)	max. 3h			
Slicks (rear axle)	max. 3h			
Intermediate	max. 2h		max. 30'	
Wet	max. 2h			

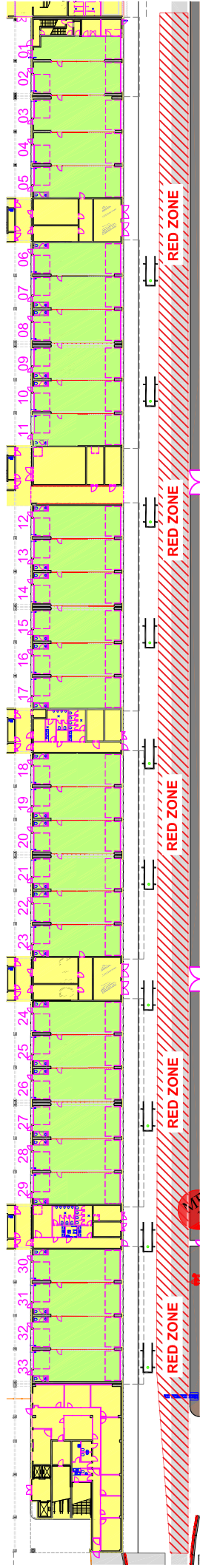
- Temperatures refer to tyre tread and side wall temperatures, not blanket or controller set-point temperatures.
- Tyres may only be heated prior to the session in which they are intended to be used.
- The temperatures apply at all times during the event.

Tyres notes

- Not permitted to switch tyres from their originally allocated position.
- Do not subject tyres to large deformation or heavy impact.
- Do not leave fitted tyres exposed at an air temperature lower than 15°C and/or any UV emission.
- Revised prescriptions could be issued during the race weekend in accordance with TD003.
- Heating time temperature limits apply to the actual tyre surface temperature measured with the IR gun as detailed in the TD003
- Cold cooling curve temperature limits apply to the tyre side wall temperature measured with the probe as detailed in TD003
- BLANKET HEATING TIME for each temperature range to be counted from the moment the blanket control unit is set to reach its targeted temperature within its correspondent interval.

General notes

- Teams are kindly reminded that the following will be subject to FIA checks during the event:
- Starting pressures
 - Cold pressures (according to the cold pressure cooling curves)
 - Re-heat pressures
 - EOS Camber
 - Maximum tyre temperatures in blankets
 - Tyre swapping



FORMULA 1 VTB RUSSIAN GRAND PRIX 2021 - Sochi