

## 2022 UNITED STATES GRAND PRIX

20 - 23 October 2022

---

<b>From</b>	The FIA Formula One Race Director	<b>Document</b>	3
<b>To</b>	All Teams, All Officials	<b>Date</b>	20 October 2022
		<b>Time</b>	10:50

---

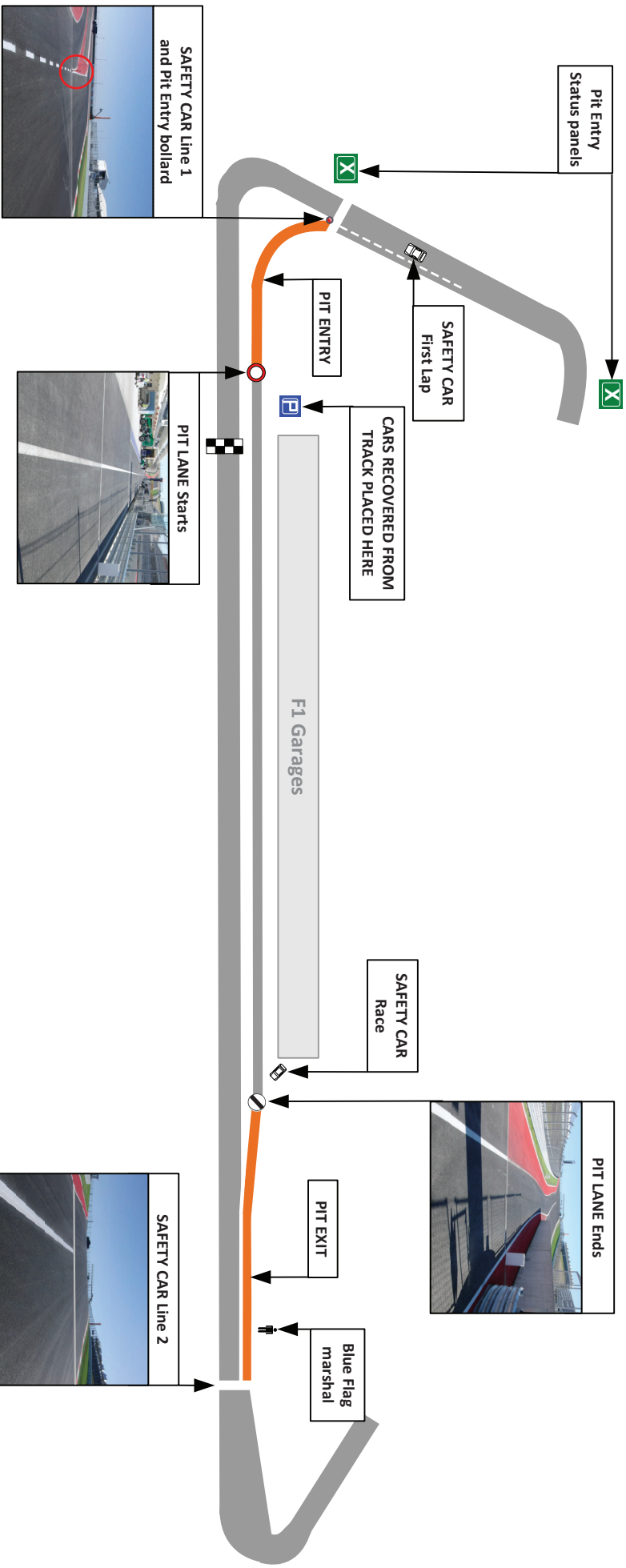
**Title** Event Notes - Pit Lane Drawing, Red Zone and Pirelli Preview

**Description** Pit Lane Drawing, Red Zone and Pirelli Preview

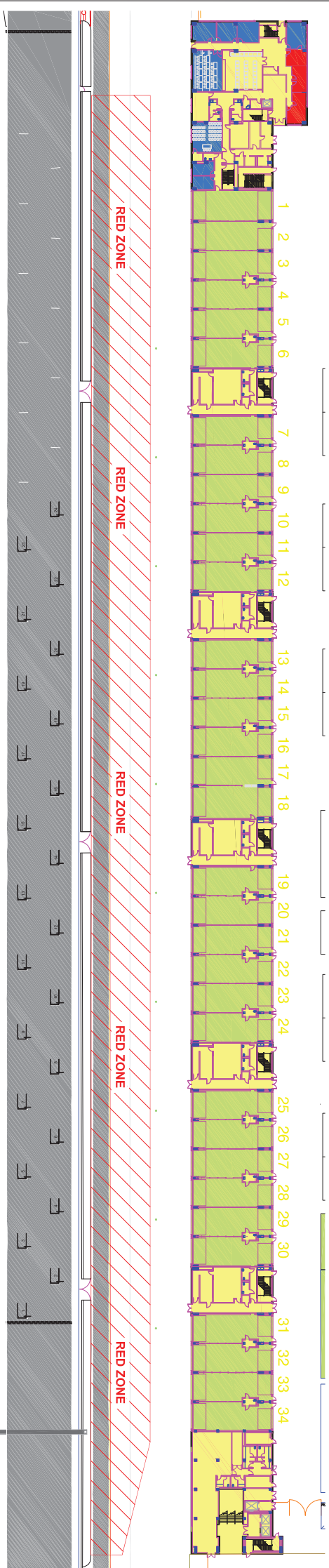
**Enclosed** USA DOC 3 - Event Notes - Pit Lane Drawing and Red Zone and Pirelli Preview.pdf

**Niels Wittich**

**The FIA Formula One Race Director**



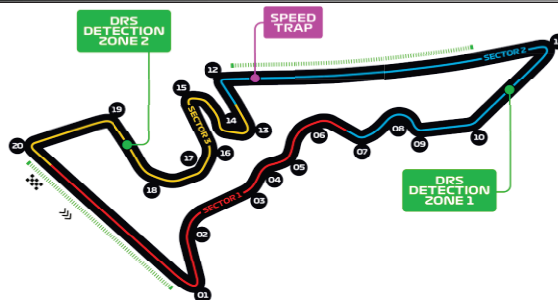
1	FIA	2	FIA	3	FOM	4	Mercedes	5	Mercedes	6	Mercedes	7	Red Bull	8	Red Bull	9	Red Bull	10	Ferrari	11	Ferrari	12	Ferrari	13	McLaren	14	McLaren	15	McLaren	16	Alpine	17	Alpine	18	Alpine	19	AlphaTauri	20	AlphaTauri	21	AlphaTauri	22	Aston Martin	23	Aston Martin	24	Aston Martin	25	Williams	26	Williams	27	Williams	28	Alfa Romeo	29	Alfa Romeo	30	Alfa Romeo	31	Haas	32	Haas	33	Haas	34	F1 VIP
Designated Garage Areas			Mercedes			Red Bull			Ferrari			McLaren			Alpine			AlphaTauri			Aston Martin			Williams			Alfa Romeo			Haas			Pit Stop Position																																		
<b>FAST LANE</b>																																																																			
Control Line																																																																			
Pole Position																																																																			



# PHOTOGRAPHERS EXCLUSION RED ZONE

## FORMULA 1 ARAMCO UNITED STATES GRAND PRIX 2022 - Austin

## Grand Prix of United States 21/10-23/10/2022 (22R19TEX)



### Compounds selection

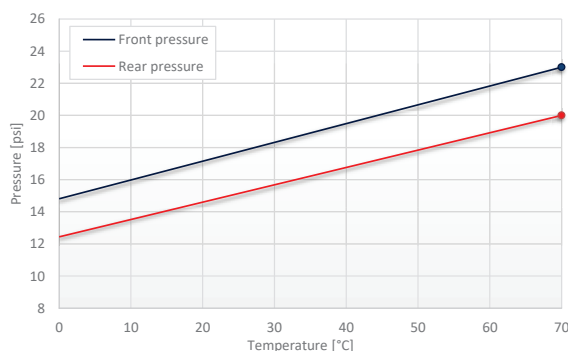
Compound	FL	FR	RL	RR	Mandatory race tyres
C2	2X1	2X2	2X3	2X4	C2
C3	3G1	3G2	3G3	3G4	C3
C4	4Z1	4Z2	4Z3	4Z4	C4
Intermediate	9G1	9G2	9G3	9G4	Q3 tyre
Wet	95B	96B	97B	98B	C4

### Prescriptions

#### Pressures & camber

	Minimum starting pressure			Expected stabilized running pressure	Camber limit
	Slicks	Intermediate	Wet		
Front	23.0 psi	23.0 psi	22.0 psi	≥25.5 psi	-3.25°
Rear	20.0 psi	20.0 psi	19.0 psi	≥22.5 psi	-2.00°

#### Cold Pressure Cooling Curve



$$P_{front} = (T - 70) \cdot 0.117 + P_{startf}$$

$$P_{rear} = (T - 70) \cdot 0.108 + P_{startr}$$

$P_{startf}$ : Minimum starting pressure on the front axle [psi]

$P_{startr}$ : Minimum starting pressure on the rear axle [psi]

$T$ : Tyre temperature [°C]

#### Maximum heating times and temperatures (tread & sidewall)

Temperature	0	40	60	70 (°C)
Slicks	max. 3h			
Intermediate	max. 2h			
Wet	max. 2h			

- Temperatures refer to tyre tread and side wall temperatures, not blanket or controller set-point temperatures.
- Tyres may only be heated prior to the session in which they are intended to be used.
- The temperatures apply at all times during the event.

### Tyres notes

- Not permitted to switch tyres from their originally allocated position.
- Do not subject tyres to large deformation or heavy impact.
- Do not leave fitted tyres exposed at an air temperature lower than 10°C and/or any excessive UV emission.
- Revised prescriptions could be issued during the race weekend in accordance with TD003.
- Heating time temperature limits apply to the actual tyre surface temperature measured with the IR gun as detailed in the TD003
- Cold cooling curve temperature limits apply to the tyre side wall temperature measured with the probe as detailed in TD003
- BLANKET HEATING TIME for each temperature range to be counted from the moment the blanket control unit is set to reach its targeted temperature within its correspondent interval.

### General notes

Teams are kindly reminded that the following will be subject to FIA checks during the event:

- Starting pressures
- Cold pressures (according to the cold pressure cooling curves)
- Re-heat pressures
- EOS Camber
- Maximum tyre temperatures and times in blankets
- Tyre swapping